

STORAGEVAULT CANADA INC.

ISIN: CA86212H1055 WKN: -

Overview

2024/07/24 21:55:01

Price

3.655 USD

Difference  -2.53% (-0.10)

General attributes

ISIN	CA86212H1055
Symbol	SVI
Exchange	FINRA other OTC Issues
Currency	USD
Sector	Other
Security type	Stock
Market cap (m)	1,180 EUR
Benchmark	S&P/TSX 60 INDEX

Market data

Bid (Bid size)	-
Ask (Ask size)	-
Open	3.65 USD
High	3.655 USD
Low	3.65 USD
Close (prev. day)	3.75 USD
VWAP	3.653906 USD
Volume (pcs)	6,400
Trading volume	23,385.00
Number of trades	16
Last size	2,500

Futures and Options

Related Futures	-
Related Options	-










5y



Information about previous performance does not guarantee future performance.

Source: FactSet

Recent research

on sector	Date	Headline	Download
	2024/07/26	 Equity Weekly	
	2024/07/24	 Global Equity Ratings	
	2024/07/24	 Aktienempfehlungen Global	
	2024/07/15	 Aktienempfehlungen Global	
	2024/07/12	 Global Equity Ratings	

Details

2024/07/24 21:55:01

Price

3.655 USD

Difference ▼ -2.53% (-0.10)

General attributes

ISIN	CA86212H1055
Symbol	SVI
Exchange	FINRA other OTC Issues
Currency	USD
Sector	Other
Security type	Stock
Market cap (m)	1,180 EUR
Benchmark	S&P/TSX 60 INDEX

Market data

Bid (Bid size)	-
Ask (Ask size)	-
Open	3.65 USD
High	3.655 USD
Low	3.65 USD
Close (prev. day)	3.75 USD
VWAP	3.653906 USD
Volume (pcs)	6,400
Trading volume	23,385.00
Number of trades	16
Last size	2,500

Performance and Risk

	6m	1y	3y
Perf (%)	-	-	-
Perf (abs.)	-	-	-
Beta	0.31	0.98	0.87
Volatility	11.50	16.60	34.08

5y



Information about previous performance does not guarantee future performance.
Source: FactSet

Price data

Ø price 5 days Ø volume 5 days (pcs.)	3.722 USD (38,342)
Ø price 30 days Ø volume 30 days (pcs.)	3.465 USD (17,562)
Ø price 100 days Ø volume 100 days (pcs.)	3.525 USD (17,482)
Ø price 250 days Ø volume 250 days (pcs.)	3.590 USD (16,837)
YTD High date	4.100 USD (2024/01/09)
YTD Low date	3.296 USD (2024/05/30)
52 Weeks High date	4.100 USD (2024/01/09)
52 Weeks Low date	2.810 USD (2023/10/25)

All listings for STORAGEVAULT CANADA INC.

Exchange	Date	Time	Price	Trading volume (mio.)	Number of trades
Toronto Stock Exchange	2024/07/26	22:00	4.75 CAD	1.21	1,153
Munich	2024/07/26	08:00	3.10 EUR	0.00	2
Frankfurt	2024/07/26	08:10	3.12 EUR	0.00	2
FINRA other OTC Issues	2024/07/24	21:55	3.655 USD	0.02	16

Company profile

Company Logo

Contact Details

STORAGEVAULT CANADA INC

--

Telefon: -

Fax: -

E-mail: -

Company Profile

-