

SHIBOR FIXING 1 WEEK

ISIN: -

2024/06/28 05:10:41

Price
2.0990 %
Difference  0.07 (7 Bp)

General attributes

ISIN -
 Symbol -.OTD
 Exchange OTC Data Services
 Security type Interest rate

Market data

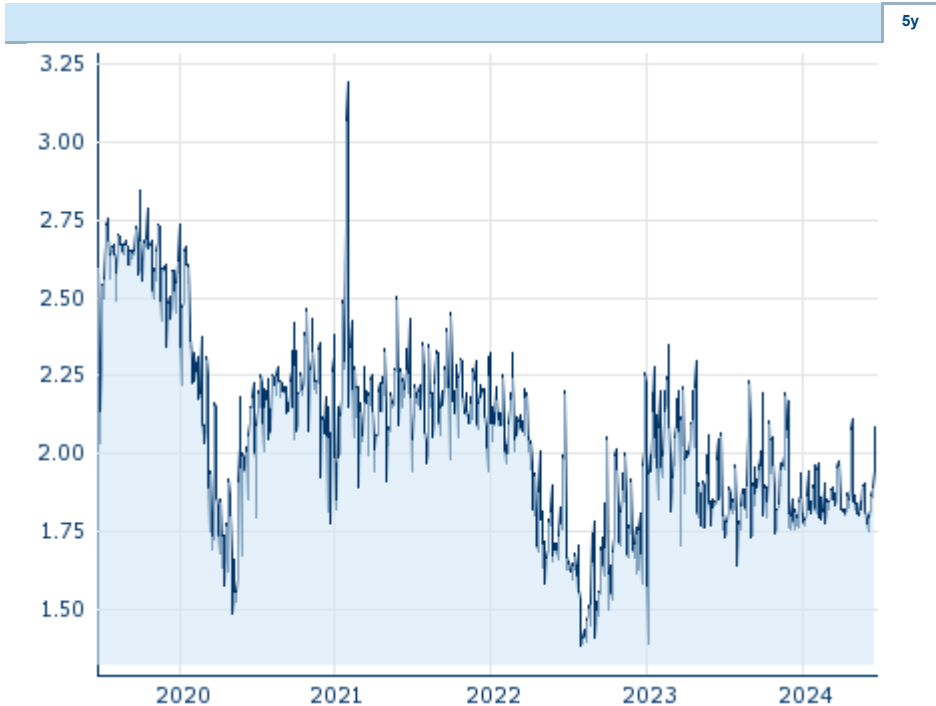
Open 2.0990%
 Close (prev. day) 2.0280%

Performance and Risk

	6m	1y	3y
Perf (%)	+8.80%	+9.56%	-7.65%
Perf (abs.)	+0.16	+0.18	-0.17
Beta	-	-	-
Volatility	41.64	62.42	76.90

Futures and Options

Related Futures -
 Related Options -













Information about previous performance does not guarantee future performance.
 Source: FactSet

Price data

Ø price 5 days Ø volume 5 days (pcs.)	2.0332 % (0)
Ø price 30 days Ø volume 30 days (pcs.)	1.8738 % (0)
Ø price 100 days Ø volume 100 days (pcs.)	1.8647 % (0)
Ø price 250 days Ø volume 250 days (pcs.)	1.8664 % (0)
YTD High date	2.1090 % (2024/04/30)
YTD Low date	1.7510 % (2024/06/07)
52 Weeks High date	2.2350 % (2023/08/30)
52 Weeks Low date	1.6400 % (2023/08/04)

Recent research

on market			
Date		Headline	Download
2024/06/28		Week Ahead	
2024/06/28		Wochenausblick	
2024/06/28		May industrial production declined 3.3% y/y	
2024/06/28		Retail trade up 8.4% y/y in May	
2024/06/28		Last month in toleration band	

5y