

GALANE GOLD LTD.

ISIN: CA38047D1069 WKN: -

Overview

2024/07/26 08:00:48

Price
0.174 EURDifference  0.00% (0.00)

General attributes

ISIN	CA38047D1069
Symbol	GG
Exchange	Munich
Currency	EUR
Sector	Energy / Commodities
Security type	Stock
Market cap (m)	11 EUR
Benchmark	S&P/TSX 60 INDEX

Market data

Bid (Bid size)	-
Ask (Ask size)	-
Open	0.174 EUR
High	0.174 EUR
Low	0.174 EUR
Close (prev. day)	0.174 EUR
VWAP	0.194 EUR
Volume (pcs)	0
Trading volume	0.00
Number of trades	1
Last size	0

Futures and Options










Related Futures	-
Related Options	-

5y



Information about previous performance does not guarantee future performance.
Source: FactSet

Recent research

on sector			
Date		Headline	Download
2024/07/26		Equity Weekly	
2024/07/24		Global Equity Ratings	
2024/07/24		Aktienempfehlungen Global	
2024/07/15		Aktienempfehlungen Global	
2024/07/12		Equity Weekly	

Details

2024/07/26 08:00:48

Price

0.174 EUR

Difference ↔ 0.00% (0.00)

General attributes

ISIN	CA38047D1069
Symbol	GG
Exchange	Munich
Currency	EUR
Sector	Energy / Commodities
Security type	Stock
Market cap (m)	11 EUR
Benchmark	S&P/TSX 60 INDEX

Market data

Bid (Bid size)	-
Ask (Ask size)	-
Open	0.174 EUR
High	0.174 EUR
Low	0.174 EUR
Close (prev. day)	0.174 EUR
VWAP	0.194 EUR
Volume (pcs)	0
Trading volume	0.00
Number of trades	1
Last size	0

Performance and Risk

	6m	1y	3y
Perf (%)	+67.31%	+93.33%	+65.71%
Perf (abs.)	+0.07	+0.08	+0.07
Beta	1.82	0.39	2.01
Volatility	138.89	158.42	168.44

5y



Information about previous performance does not guarantee future performance.
Source: FactSet

Price data

Ø price 5 days Ø volume 5 days (pcs.)	0.166 EUR (0)
Ø price 30 days Ø volume 30 days (pcs.)	0.149 EUR (0)
Ø price 100 days Ø volume 100 days (pcs.)	0.147 EUR (150)
Ø price 250 days Ø volume 250 days (pcs.)	0.107 EUR (112)
YTD High date	0.194 EUR (2024/03/21)
YTD Low date	0.076 EUR (2024/02/21)
52 Weeks High date	0.194 EUR (2024/03/21)
52 Weeks Low date	0.044 EUR (2023/11/20)

All listings for GALANE GOLD LTD.

Exchange ⊕	Date	Time	Price	Trading volume (mio.)	Number of trades
TSX Venture Exchange	2024/07/26	21:36	0.24 CAD	0.01	10
Stuttgart	2024/07/26	14:44	0.173 EUR	0.00	4
Munich	2024/07/26	08:00	0.174 EUR	0.00	1
Frankfurt	2024/07/26	08:05	0.174 EUR	0.00	1
FINRA other OTC	2024/07/26	17:36	0.1975 USD	0.00	1

Company profile

Company Logo

Contact Details

GALANE GOLD LTD.

--

Suite 1800, Bay St. 181 M5J 2T9 Toronto

Telefon: +1 (416) 907-2026

Fax: +1 (416) 644-9361

E-mail: -

Company Profile

-