

ASTON BAY HOLDINGS LTD

ISIN: CA04624P1027 WKN: -

Overview

2024/07/26 08:05:14

Price
0.0585 EURDifference  -7.14% (-0.00)

General attributes

ISIN	CA04624P1027
Symbol	BAY
Exchange	Frankfurt
Currency	EUR
Sector	Other
Security type	Stock
Market cap (m)	17 EUR
Benchmark	S&P/TSX 60 INDEX

Market data

Bid (Bid size)	-
Ask (Ask size)	-
Open	0.0585 EUR
High	0.0585 EUR
Low	0.0585 EUR
Close (prev. day)	0.063 EUR
VWAP	0.074 EUR
Volume (pcs)	0
Trading volume	0.00
Number of trades	2
Last size	0

Futures and Options









Related Futures	-
Related Options	-

5y



Information about previous performance does not guarantee future performance.
Source: FactSet

Recent research

on sector			
Date		Headline	Download
2024/07/26		Equity Weekly	
2024/07/24		Global Equity Ratings	
2024/07/24		Aktienempfehlungen Global	
2024/07/15		Aktienempfehlungen Global	
2024/07/12		Global Equity Ratings	

Details

2024/07/26 08:05:14

Price

0.0585 EUR

Difference  -7.14% (-0.00)

General attributes

ISIN	CA04624P1027
Symbol	BAY
Exchange	Frankfurt
Currency	EUR
Sector	Other
Security type	Stock
Market cap (m)	17 EUR
Benchmark	S&P/TSX 60 INDEX

Market data

Bid (Bid size)	-
Ask (Ask size)	-
Open	0.0585 EUR
High	0.0585 EUR
Low	0.0585 EUR
Close (prev. day)	0.063 EUR
VWAP	0.074 EUR
Volume (pcs)	0
Trading volume	0.00
Number of trades	2
Last size	0

Performance and Risk

	6m	1y	3y
Perf (%)	-27.78%	+265.63%	+19.39%
Perf (abs.)	-0.02	+0.04	+0.01
Beta	0.91	0.39	-0.08
Volatility	122.88	280.31	332.59

5y




Information about previous performance does not guarantee future performance.
Source: FactSet

Price data

Ø price 5 days Ø volume 5 days (pcs.)	0.0589 EUR (0)
Ø price 30 days Ø volume 30 days (pcs.)	0.0615 EUR (0)
Ø price 100 days Ø volume 100 days (pcs.)	0.0686 EUR (400)
Ø price 250 days Ø volume 250 days (pcs.)	0.0669 EUR (3,012)
YTD High date	0.1100 EUR (2024/01/17)
YTD Low date	0.0300 EUR (2024/01/02)
52 Weeks High date	0.2220 EUR (2023/08/17)
52 Weeks Low date	0.0125 EUR (2023/07/27)

All listings for ASTON BAY HOLDINGS LTD

Exchange 	Date	Time	Price	Trading volume (mio.)	Number of trades
Tradegate	2024/07/16	22:02	0.076 EUR	0.00	1
TSX Venture Exchange	2024/07/26	21:56	0.105 CAD	0.00	4
Stuttgart	2024/07/26	14:44	0.0625 EUR	0.00	5
Frankfurt	2024/07/26	08:05	0.0585 EUR	0.00	2
FINRA other OTC	2024/07/18	18:02	0.0799 USD	0.00	1

Issues	26						
Berlin	2024/07/26	20:48	0.0715	EUR	0.00		21

Company profile

Company Logo

Contact Details

ASTON BAY HOLDINGS LTD

--

Telefon: -

Fax: -

E-mail: -

Company Profile

-