

STANDARD LITHIUM LTD.

ISIN: CA8536061010 WKN: 853606101

Overview

2024/07/26 17:01:59

Price

1.214 EUR

Difference  0.66% (0.01)

General attributes

ISIN	CA8536061010
Symbol	SLI
Exchange	Stuttgart
Currency	EUR
Sector	Energy / Commodities
Security type	Stock
Market cap (m)	228 EUR
Benchmark	S&P/TSX 60 INDEX

Market data

Bid (Bid size)	- (0)
Ask (Ask size)	- (0)
Open	1.212 EUR
High	1.218 EUR
Low	1.19 EUR
Close (prev. day)	1.206 EUR
VWAP	-
Volume (pcs)	8,535
Trading volume	10,376.00
Number of trades	10
Last size	21

Futures and Options

Related Futures	-
Related Options	-







5y



Information about previous performance does not guarantee future performance.

Source: FactSet

Recent research

on sector	Date	Headline	Download
	2024/07/26	 Equity Weekly	
	2024/07/24	 Global Equity Ratings	
	2024/07/24	 Aktienempfehlungen Global	
	2024/07/15	 Aktienempfehlungen Global	
	2024/07/12	 Equity Weekly	

Details

2024/07/26 17:01:59

Price

1.214 EUR

Difference ▲ 0.66% (0.01)

General attributes

ISIN	CA8536061010
Symbol	SLI
Exchange	Stuttgart
Currency	EUR
Sector	Energy / Commodities
Security type	Stock
Market cap (m)	228 EUR
Benchmark	S&P/TSX 60 INDEX

Market data

Bid (Bid size)	- (0)
Ask (Ask size)	- (0)
Open	1.212 EUR
High	1.218 EUR
Low	1.19 EUR
Close (prev. day)	1.206 EUR
VWAP	-
Volume (pcs)	8,535
Trading volume	10,376.00
Number of trades	10
Last size	21

Performance and Risk

	6m	1y	3y
Perf (%)	+5.11%	-69.67%	-74.00%
Perf (abs.)	+0.06	-2.79	-3.46
Beta	2.02	2.10	2.56
Volatility	67.67	70.13	82.83

5y



Information about previous performance does not guarantee future performance.
Source: FactSet

Price data

Ø price 5 days Ø volume 5 days (pcs.)	1.252 EUR (10,358)
Ø price 30 days Ø volume 30 days (pcs.)	1.190 EUR (10,822)
Ø price 100 days Ø volume 100 days (pcs.)	1.234 EUR (12,181)
Ø price 250 days Ø volume 250 days (pcs.)	1.841 EUR (12,902)
YTD High date	1.900 EUR (2024/01/02)
YTD Low date	0.975 EUR (2024/04/18)
52 Weeks High date	4.204 EUR (2023/08/01)
52 Weeks Low date	0.975 EUR (2024/04/18)

All listings for STANDARD LITHIUM LTD.

Exchange ⊕	Date	Time	Price	Trading volume (mio.)	Number of trades
Tradegate	2024/07/26	22:26	1.238 EUR	0.04	28
TSX Venture Exchange	2024/07/26	22:00	1.83 CAD	0.05	82
Stuttgart	2024/07/26	17:01	1.214 EUR	0.01	10
NYSE MKT	2024/07/26	22:00	1.35 USD	0.66	2,215
Munich	2024/07/26	08:00	1.208 EUR	0.00	2

	26					
London Stock Exchange	2023/10/17	16:13	4.77 CAD	0.00		1
Hamburg	2024/07/26	08:01	1.208 EUR	0.00		1
Frankfurt	2024/07/26	14:07	1.238 EUR	0.01		8
Duesseldorf	2024/07/26	19:31	1.218 EUR	0.00		7
Berlin	2024/07/26	08:08	1.208 EUR	0.00		3

Company profile

Company Logo



Company Profile

-

Contact Details

STANDARD LITHIUM

--

Telefon: -

Fax: -

E-mail: -