

REALIA BUSINESS SA ORD EUR0.24

ISIN: **ES0173908015** WKN: -

Overview

2022/08/18 17:38:00

Price
0.97 EUR

Difference  0.41% (0.00)

General attributes

ISIN	ES0173908015
Symbol	RLIA
Exchange	BME Continuous Market
Currency	EUR
Sector	Other
Security type	Stock
Market cap (m)	796 EUR
Benchmark	IBEX 35

Market data

Bid (Bid size)	-
Ask (Ask size)	-
Open	0.97 EUR
High	0.97 EUR
Low	0.97 EUR
Close (prev. day)	0.966 EUR
VWAP	0.97 EUR
Volume (pcs)	118,147
Trading volume	114,602.59
Number of trades	7
Last size	-

Futures and Options






Related Futures	-
Related Options	-

5y



Information about previous performance does not guarantee future performance.
Source: FactSet

Recent research

on sector		on market	
Date		Headline	Download
2022/08/18		Global Equity Ratings	
2022/08/18		Aktienempfehlungen Global	
2022/08/12		Equity Weekly	
2022/08/08		Global Equity Ratings	
2022/08/08		Aktienempfehlungen Global	

Details

2022/08/18 17:38:00

Price

0.97 EUR

Difference ▲ 0.41% (0.00)

General attributes

ISIN	ES0173908015
Symbol	RLIA
Exchange	BME Continuous Market
Currency	EUR
Sector	Other
Security type	Stock
Market cap (m)	796 EUR
Benchmark	IBEX 35

Market data

Bid (Bid size)	-
Ask (Ask size)	-
Open	0.97 EUR
High	0.97 EUR
Low	0.97 EUR
Close (prev. day)	0.966 EUR
VWAP	0.97 EUR
Volume (pcs)	118,147
Trading volume	114,602.59
Number of trades	7
Last size	-

Performance and Risk

	6m	1y	3y
Perf (%)	+20.95%	+32.51%	+2.86%
Perf (abs.)	+0.17	+0.24	+0.03
Beta	-	-	-
Volatility	18.90	20.73	26.10

5y



Information about previous performance does not guarantee future performance.

Source: FactSet

Price data

Ø price 5 days Ø volume 5 days (pcs.)	0.97 EUR (73,508)
Ø price 30 days Ø volume 30 days (pcs.)	0.97 EUR (38,388)
Ø price 100 days Ø volume 100 days (pcs.)	0.93 EUR (69,239)
Ø price 250 days Ø volume 250 days (pcs.)	0.83 EUR (66,320)
YTD High date	0.99 EUR (2022/07/26)
YTD Low date	0.79 EUR (2022/02/24)
52 Weeks High date	0.99 EUR (2022/07/26)
52 Weeks Low date	0.68 EUR (2021/09/20)

Arbitrage views

Exchange ⊕	Date	Time	Price	Trading volume (mio.)	Number of trades
Stuttgart	2022/08/18	08:07	0.94 EUR	0.00	1
London Stock Exchange	2019/11/26	12:42	0.8850 EUR	0.00	1
Frankfurt	2022/08/18	17:56	0.966 EUR	0.00	2
Duesseldorf	2022/08/18	21:00	0.956 EUR	0.00	10
Berlin	2022/08/18	08:08	0.966 EUR	0.00	1

	18					
BME Continuous Market	2022/08/18	17:38	0.97 EUR	0.11		7

Company profile

Company Logo



Company Profile

-

Contact Details

REALIA BUSINESS S.A.

--

Paseo de la Castellana, 216 Torre Realia -
28046 Madrid, MAD

Telefon: +34 902 111238

Fax: +34 91 3534417

E-mail: inversores@realia.es