

AUSTRIA CROX(EUR)

ISIN: AT0000A02WU3 WKN: -

Overview

2024/10/08 17:45:00

Price

1,953.83 EURDifference  0.32% (6.18)

General attributes

ISIN	AT0000A02WU3
Symbol	-
Country	Austria
Instruments in index	7
Type of index	-
Security type	Index

Market data

Open	1,947.65 EUR
High	1,956.58 EUR
Low	1,946.07 EUR
Close (prev. day)	1,947.65 EUR
Trading volume (m)	-
Volume (pcs)	-

Top 5

Name 	Price	+ - (%) 	Trend 
HRVATSKI T...	33.10	+0.91	
KONCAR ELE...	374.00	+0.54	
ZAGREBACKA...	19.90	+0.51	
VALAMAR RI...	5.00	+0.40	

Intraday 1w 1m 6m 1y 3y

Flop 5

Name 	Price	+ - (%) 	Trend 
KONCAR DIS...	1,710.00	-0.58	
PODRAVKA D...	153.50	-0.32	

Intraday 1w 1m 6m 1y 3y

Futures and Options

Related Futures	-
Related Options	-

5y













Information about previous performance does not guarantee future performance.

Source: FactSet

Recent research

on market

Date	Headline	Download 
2024/10/08	 Global Strategy 4Q 2024	
2024/10/08	 Global Strategy 4Q 2024	
2024/10/07	 Konjunktur in Österreich zeigt keine Anzeichen ein...	
2024/10/04	 Equity Weekly	
2024/10/04	 AT: WIFO and IHS expect recession in 2024	

Details

2024/10/08 17:45:00

Price

1,953.83 EUR

Difference



0.32% (6.18)

General attributes

ISIN AT0000A02WU3

Symbol -

Country Austria

Security type Index

Instruments in index 7

Market data

Open 1,947.65 EUR

High 1,956.58 EUR

Low 1,946.07 EUR

Close (prev. day) 1,947.65 EUR

Trading volume (m) -

Volume (pcs) -

Performance and Risk

	6m	1y	3y
Perf (%)	+7.44%	+24.92%	+52.88%
Perf (abs.)	+135.22	+389.76	+675.82
Beta	-	-	-
Volatility	7.71	7.94	10.51



Information about previous performance does not guarantee future performance.

Source: FactSet

Price data

Ø price 5 days Ø volume 5 days (pcs.)	1,948.79 EUR (0)
Ø price 30 days Ø volume 30 days (pcs.)	1,941.30 EUR (0)
Ø price 100 days Ø volume 100 days (pcs.)	1,877.40 EUR (0)
Ø price 250 days Ø volume 250 days (pcs.)	1,778.90 EUR (0)
YTD High date	1,964.68 EUR (2024/08/01)
YTD Low date	1,685.42 EUR (2024/01/02)
52 Weeks High date	1,964.68 EUR (2024/08/01)
52 Weeks Low date	1,512.79 EUR (2023/10/20)

Composition

Name  ISIN 	Price	Diff %  Diff +/-	Performance 	Date Time	Turnover Pc.  Turnover Money 
ADRIS GRUPA D.D. HRADRSPA0009	59.60	0.00% 0.00		24/10/08 16:25:00	141 8,407.20
HRVATSKI TELEKOM D.D. NPV HRHT00RA0005	33.10	0.91% 0.30		24/10/08 16:25:00	1,776 58,636.10
KONCAR DISTRIBUTIVNI I SP... HRKODTRA0007	1,710.00	-0.58% -10.00		24/10/08 16:25:00	25 42,790.00
KONCAR ELEKTROINDUSTRIJA ... HRKOEIRA0009	374.00	0.54% 2.00		24/10/08 16:25:00	370 137,614.00
PODRAVKA DD EUR30.00 HRPODRRA0004	153.50	-0.32% -0.50		24/10/08 16:25:00	160 24,648.00
VALAMAR RIVIERA D.D. HRRIVPRA0000	5.00	0.40% 0.02		24/10/08 16:25:00	7,823 39,085.60
ZAGREBACKA BANKA D.D. HRZABARA0009	19.90	0.51% 0.10		24/10/08 16:25:00	3,021 59,766.45