

# AUSTRIA CROX(EUR)

ISIN: **AT0000A02WU3** WKN: -

## Overview

2024/09/09 13:12:14	
<b>Price</b>	<b>1,937.55</b> EUR
<b>Difference</b>	<span style="color: red;">▼</span> -0.10% (-1.85)
<b>General attributes</b>	
ISIN	AT0000A02WU3
Symbol	-
Country	Austria
Instruments in index	7
Type of index	-
Security type	Index
<b>Market data</b>	
Open	1,940.72 EUR
High	1,941.48 EUR
Low	1,935.55 EUR
Close (prev. day)	1,939.40 EUR
Trading volume (m)	-
Volume (pcs)	-



Information about previous performance does not guarantee future performance.  
Source: FactSet

### Top 5

Name	Price	+ - (%)	Trend
PODRAVKA D...	159.50	+0.31	➔

Intraday 1w 1m 6m 1y 3y

### Flop 5

Name	Price	+ - (%)	Trend
ERICSSON N...	187.50	-0.53	➔
ADRIS GRUP...	58.80	-0.34	➔
HRVATSKI T...	31.60	-0.32	➔
ZAGREBACKA...	19.10	-0.26	➔

Intraday 1w 1m 6m 1y 3y

### Futures and Options

Related Futures	-
Related Options	-

### Recent research

Date	Headline	Download
2024/09/09	Nächste Zinssenkung der EZB	
2024/09/06	Equity Weekly	
2024/09/06	Week Ahead	
2024/09/06	Wochenausblick	
2024/09/06	EPH: Leading utility in Europe's energy transition	

## Details

2024/09/09 13:12:14

Price

**1,937.55** EUR

Difference

**-0.10%** (-1.85)

## General attributes

ISIN AT0000A02WU3

Symbol -

Country Austria

Security type Index

Instruments in index 7

## Market data

Open 1,940.72 EUR

High 1,941.48 EUR

Low 1,935.55 EUR

Close (prev. day) 1,939.40 EUR

Trading volume (m) -

Volume (pcs) -

## Performance and Risk

	6m	1y	3y
Perf (%)	+9.81%	+22.38%	+55.56%
Perf (abs.)	+173.26	+354.70	+692.68
Beta	-	-	-
Volatility	8.02	8.66	10.56








Information about previous performance does not guarantee future performance.

Source: FactSet

## Price data

Ø price 5 days   Ø volume 5 days (pcs.)	1,938.59 EUR (0)
Ø price 30 days   Ø volume 30 days (pcs.)	1,937.08 EUR (0)
Ø price 100 days   Ø volume 100 days (pcs.)	1,844.42 EUR (0)
Ø price 250 days   Ø volume 250 days (pcs.)	1,745.66 EUR (0)
YTD High   date	1,964.68 EUR (2024/08/01)
YTD Low   date	1,685.42 EUR (2024/01/02)
52 Weeks High   date	1,964.68 EUR (2024/08/01)
52 Weeks Low   date	1,512.79 EUR (2023/10/20)

## Composition

Name  ISIN	Price	Diff %  Diff +/-	Performance 	Date Time	Turnover Pc.  Turnover Money 
ADRIS GRUPA D.D. HRADRSPA0009	58.80	-0.34% -0.20		24/09/09 12:34:12	219 12,878.60
ERICSSON NIKOLA TESLA D.D... HRERNTA0000	187.50	-0.53% -1.00		24/09/09 11:47:30	347 64,518.00
HRVATSKI TELEKOM D.D. NPV HRHT00RA0005	31.60	-0.32% -0.10		24/09/09 12:20:35	576 18,215.60
KONCAR ELEKTROINDUSTRIJA ... HRKOEIRA0009	370.00	0.00% 0.00		24/09/09 13:12:14	25 9,278.00
PODRAVKA DD EUR30.00 HRPODRRA0004	159.50	0.31% 0.50		24/09/09 09:55:23	231 36,839.50
VALAMAR RIVIERA D.D. HRRIVPRA0000	5.16	0.00% 0.00		24/09/09 12:41:18	2,032 10,485.12
ZAGREBACKA BANKA D.D. HRZABARA0009	19.10	-0.26% -0.05		24/09/09 10:52:05	644 12,307.60