

AUSTRIA CROX(EUR)

ISIN: **AT0000A02WU3** WKN: -

Overview

2024/04/24 17:45:00

Price

1,777.95 EURDifference  -0.40% (-7.19)

General attributes

ISIN AT0000A02WU3

Symbol -

Country Austria

Instruments in index 7

Type of index -

Security type Index

Market data

Open 1,785.14 EUR

High 1,785.14 EUR

Low 1,775.74 EUR

Close (prev. day) 1,785.14 EUR

Trading volume (m) -

Volume (pcs) -

Top 5

Name	Price	+ - (%)	Trend
VALAMAR RI...	5.22	+0.38	

Intraday	1w	1m	6m	1y	3y

Flop 5

Name	Price	+ - (%)	Trend
ZAGREBACKA...	16.70	-0.89	
ADRIS GRUP...	61.00	-0.65	
PODRAVKA D...	153.50	-0.65	
ERICSSON N...	205.00	-0.49	
HRVATSKI T...	30.50	-0.33	

Intraday	1w	1m	6m	1y	3y

Futures and Options

Related Futures -

Related Options -

5y









Information about previous performance does not guarantee future performance.

Source: FactSet

Recent research

on market

Date	Headline	Download
2024/04/24	 Credit Markets Weekly	
2024/04/24	 Credit Markets Weekly (DE)	
2024/04/24	 Corporate Credit Monitor Austria	
2024/04/23	 OeKB	
2024/04/23	 OeKB	

Details

2024/04/24 17:45:00

Price

1,777.95 EURDifference  -0.40% (-7.19)

General attributes

ISIN AT0000A02WU3

Symbol -

Country Austria

Security type Index

Instruments in index 7

Market data

Open 1,785.14 EUR

High 1,785.14 EUR

Low 1,775.74 EUR

Close (prev. day) 1,785.14 EUR

Trading volume (m) -

Volume (pcs) -

Performance and Risk

	6m	1y	3y
Perf (%)	+16.35%	+30.28%	+48.64%
Perf (abs.)	+249.84	+413.26	+581.84
Beta	-	-	-
Volatility	8.47	9.41	10.41



Information about previous performance does not guarantee future performance.

Source: FactSet

Price data

Ø price 5 days Ø volume 5 days (pcs.)	1,789.54 EUR (0)
Ø price 30 days Ø volume 30 days (pcs.)	1,806.81 EUR (0)
Ø price 100 days Ø volume 100 days (pcs.)	1,751.06 EUR (0)
Ø price 250 days Ø volume 250 days (pcs.)	1,602.81 EUR (0)
YTD High date	1,838.78 EUR (2024/03/25)
YTD Low date	1,685.42 EUR (2024/01/02)
52 Weeks High date	1,838.78 EUR (2024/03/25)
52 Weeks Low date	1,350.28 EUR (2023/05/12)

Composition

Name  ISIN	Price	Diff %  Diff +/-	Performance 	Date Time	Turnover Pc.  Turnover Money 
ADRIS GRUPA D.D. HRADRSPA0009	61.00	-0.65% -0.40		24/04/24 16:25:00	250 15,278.00
ERICSSON NIKOLA TESLA D.D... HRERNTA0000	205.00	-0.49% -1.00		24/04/24 16:25:00	90 18,460.00
HRVATSKI TELEKOM D.D. NPV HRHT00RA0005	30.50	-0.33% -0.10		24/04/24 16:25:00	1,102 33,679.40
KONCAR ELEKTROINDUSTRIJA ... HRKOEIRA0009	256.00	0.00% 0.00		24/04/24 16:25:00	84 21,550.00
PODRAVKA DD EUR30.00 HRPODRRA0004	153.50	-0.65% -1.00		24/04/24 16:25:00	45 6,907.50
VALAMAR RIVIERA D.D. HRRIVPRA0000	5.22	0.38% 0.02		24/04/24 16:25:00	17,837 92,939.04
ZAGREBACKA BANKA D.D. HRZABARA0009	16.70	-0.89% -0.15		24/04/24 16:25:00	2,681 44,633.20