

## AUSTRIA CROX(EUR)

ISIN: AT0000A02WU3 WKN: -

## Overview

2024/04/23 17:45:00

Price

**1,785.14** EURDifference  -0.60% (-10.70)

## General attributes

ISIN AT0000A02WU3

Symbol -

Country Austria

Instruments in index 7

Type of index -

Security type Index

## Market data

Open 1,796.54 EUR

High 1,798.71 EUR

Low 1,785.14 EUR

Close (prev. day) 1,795.84 EUR

Trading volume (m) -

Volume (pcs) -

## Top 5

Name	Price	+ - (%)	Trend
ERICSSON N...	206.00	-0.48	
KONCAR ELE...	256.00	-0.78	

Intraday 1w 1m 6m 1y 3y

## Flop 5

Name	Price	+ - (%)	Trend
PODRAVKA D...	154.50	-1.59	
ADRIS GRUP...	61.40	-0.97	
KONCAR ELE...	256.00	-0.78	
ERICSSON N...	206.00	-0.48	

Intraday 1w 1m 6m 1y 3y

## Futures and Options

Related Futures -

Related Options -

5y



Information about previous performance does not guarantee future performance.

Source: FactSet

## Recent research

on market

Date	Headline	Download
2024/04/23	 OeKB	
2024/04/23	 OeKB	
2024/04/22	 Wird sich die Stimmung im April verbessern?	
2024/04/22	 Kommunalkredit Austria AG	
2024/04/19	 Equity Weekly	

## Details

2024/04/23 17:45:00

Price

**1,785.14** EURDifference  -0.60% (-10.70)

## General attributes

ISIN AT0000A02WU3

Symbol -

Country Austria

Security type Index

Instruments in index 7

## Market data

Open 1,796.54 EUR

High 1,798.71 EUR

Low 1,785.14 EUR

Close (prev. day) 1,795.84 EUR

Trading volume (m) -

Volume (pcs) -

## Performance and Risk






	6m	1y	3y
Perf (%)	+17.32%	+30.75%	+49.25%
Perf (abs.)	+263.55	+419.86	+589.03
Beta	-	-	-
Volatility	8.44	9.40	10.42



## Price data

Ø price 5 days   Ø volume 5 days (pcs.)	1,795.20 EUR (0)
Ø price 30 days   Ø volume 30 days (pcs.)	1,806.31 EUR (0)
Ø price 100 days   Ø volume 100 days (pcs.)	1,749.06 EUR (0)
Ø price 250 days   Ø volume 250 days (pcs.)	1,601.10 EUR (0)
YTD High   date	1,838.78 EUR (2024/03/25)
YTD Low   date	1,685.42 EUR (2024/01/02)
52 Weeks High   date	1,838.78 EUR (2024/03/25)
52 Weeks Low   date	1,350.28 EUR (2023/05/12)

## Composition

Name  ISIN	Price	Diff %  Diff +/-	Performance 	Date Time	Turnover Pc.  Turnover Money 
ADRIS GRUPA D.D. HRADRSPA0009	61.40	-0.97% -0.60		24/04/23 16:25:00	1,570 97,238.00
ERICSSON NIKOLA TESLA D.D... HRERNTA0000	206.00	-0.48% -1.00		24/04/23 16:25:00	820 169,194.00
HRVATSKI TELEKOM D.D. NPV HRHT00RA0005	30.60	0.00% 0.00		24/04/23 16:25:00	3,993 122,141.20
KONCAR ELEKTROINDUSTRIJA ... HRKOEIRA0009	256.00	-0.78% -2.00		24/04/23 16:25:00	23 5,910.00
PODRAVKA DD EUR30.00 HRPODRRA0004	154.50	-1.59% -2.50		24/04/23 16:25:00	1,002 155,512.00
VALAMAR RIVIERA D.D. HRRIVPRA0000	5.20	0.00% 0.00		24/04/23 16:25:00	10,805 56,244.72
ZAGREBACKA BANKA D.D. HRZABARA0009	16.85	0.00% 0.00		24/04/23 16:25:00	4,201 70,986.90