

AUSTRIA CROX(EUR)

ISIN: **AT0000A02WU3** WKN: -

Overview

2024/04/16 17:45:00

Price

1,806.23 EURDifference  -0.65% (-11.77)

General attributes

ISIN	AT0000A02WU3
Symbol	-
Country	Austria
Instruments in index	7
Type of index	-
Security type	Index

Market data

Open	1,817.31 EUR
High	1,817.31 EUR
Low	1,794.14 EUR
Close (prev. day)	1,818.00 EUR
Trading volume (m)	-
Volume (pcs)	-

Top 5

Name 	Price	+ - (%) 	Trend 
PODRAVKA D...	158.50	+0.96	
ERICSSON N...	210.00	+0.48	

Intraday 1w 1m 6m 1y 3y

Flop 5

Name 	Price	+ - (%) 	Trend 
ZAGREBACKA...	17.40	-5.43	
VALAMAR RI...	5.18	-0.38	
ADRIS GRUP...	61.80	-0.32	

Intraday 1w 1m 6m 1y 3y

Futures and Options

Related Futures	-
Related Options	-

5y



Information about previous performance does not guarantee future performance.

Source: FactSet

Recent research

on market

Date	Headline	Download
2024/04/15	 Industrie nimmt Fahrt auf!	
2024/04/15	 Aktienempfehlungen Österreich	
2024/04/12	 Equity Weekly	
2024/04/12	 Wochenausblick	
2024/04/12	 Week Ahead	

Details

2024/04/16 17:45:00

Price

1,806.23 EURDifference  -0.65% (-11.77)

General attributes

ISIN AT0000A02WU3

Symbol -

Country Austria

Security type Index

Instruments in index 7

Market data

Open 1,817.31 EUR

High 1,817.31 EUR

Low 1,794.14 EUR

Close (prev. day) 1,818.00 EUR

Trading volume (m) -

Volume (pcs) -

Performance and Risk

	6m	1y	3y
Perf (%)	+17.87%	+32.63%	+50.90%
Perf (abs.)	+273.90	+444.42	+609.24
Beta	-	-	-
Volatility	8.32	9.35	10.41






Information about previous performance does not guarantee future performance.

Source: FactSet

Price data

Ø price 5 days Ø volume 5 days (pcs.)	1,815.04 EUR (0)
Ø price 30 days Ø volume 30 days (pcs.)	1,801.67 EUR (0)
Ø price 100 days Ø volume 100 days (pcs.)	1,737.67 EUR (0)
Ø price 250 days Ø volume 250 days (pcs.)	1,592.26 EUR (0)
YTD High date	1,838.78 EUR (2024/03/25)
YTD Low date	1,685.42 EUR (2024/01/02)
52 Weeks High date	1,838.78 EUR (2024/03/25)
52 Weeks Low date	1,350.28 EUR (2023/05/12)

Composition

Name  ISIN	Price	Diff %  Diff +/-	Performance 	Date Time	Turnover Pc.  Turnover Money 
ADRIS GRUPA D.D. HRADRSPA0009	61.80	-0.32% -0.20		24/04/16 16:25:00	1,296 79,090.20
ERICSSON NIKOLA TESLA D.D... HRERNTA0000	210.00	0.48% 1.00		24/04/16 16:25:00	249 51,800.00
HRVATSKI TELEKOM D.D. NPV HRHT00RA0005	30.50	0.00% 0.00		24/04/16 16:25:00	2,216 67,675.90
KONCAR ELEKTROINDUSTRIJA ... HRKOEIRA0009	258.00	0.00% 0.00		24/04/16 16:25:00	223 57,964.00
PODRAVKA DD EUR30.00 HRPODRRA0004	158.50	0.96% 1.50		24/04/16 16:25:00	92 14,466.00
VALAMAR RIVIERA D.D. HRRIVPRA0000	5.18	-0.38% -0.02		24/04/16 16:25:00	50,914 263,765.04
ZAGREBACKA BANKA D.D. HRZABARA0009	17.40	-5.43% -1.00		24/04/16 16:25:00	6,955 121,054.50