

GERRESHEIMER AG

ISIN: DE000A0LD6E6 WKN: A0LD6E

Overview

2024/04/26 17:41:21

Price
100.50 EURDifference  1.31% (1.30)

General attributes

ISIN	DE000A0LD6E6
Symbol	GXI
Exchange	Xetra
Currency	EUR
Sector	Chemical / Pharmaceutical / Health
Security type	Stock
Market cap (m)	3,471 EUR
Benchmark	GERMANY DAX

Market data

Bid (Bid size)	-
Ask (Ask size)	-
Open	99.80 EUR
High	101.70 EUR
Low	99.50 EUR
Close (prev. day)	99.20 EUR
VWAP	100.43523 EUR
Volume (pcs)	55,957
Trading volume	5,620,053.90
Number of trades	821
Last size	100

Futures and Options











Related Futures	15
Related Options	-

5y



Information about previous performance does not guarantee future performance.
Source: FactSet

Recent research

on sector		on market	
Date		Headline	Download
2024/04/26		Global Equity Ratings	
2024/04/26		Aktienempfehlungen Global	
2024/04/15		Aktienempfehlungen Österreich	
2024/04/03		Global Equity Ratings	
2024/04/03		Aktienempfehlungen Global	

Details

2024/04/26 17:41:21

Price
100.50 EUR

Difference ▲ 1.31% (1.30)

General attributes

ISIN	DE000A0LD6E6
Symbol	GXI
Exchange	Xetra
Currency	EUR
Sector	Chemical / Pharmaceutical / Health
Security type	Stock
Market cap (m)	3,471 EUR
Benchmark	GERMANY DAX

Market data

Bid (Bid size)	-
Ask (Ask size)	-
Open	99.80 EUR
High	101.70 EUR
Low	99.50 EUR
Close (prev. day)	99.20 EUR
VWAP	100.43523 EUR
Volume (pcs)	55,957
Trading volume	5,620,053.90
Number of trades	821
Last size	100

Performance and Risk

	6m	1y	3y
Perf (%)	+15.12%	+4.52%	+12.54%
Perf (abs.)	+13.20	+4.35	+11.20
Beta	1.11	0.94	0.87
Volatility	40.54	39.13	36.63



5y

Information about previous performance does not guarantee future performance.
Source: FactSet

Price data

Ø price 5 days Ø volume 5 days (pcs.)	100.88 EUR (77,991)
Ø price 30 days Ø volume 30 days (pcs.)	103.04 EUR (103,700)
Ø price 100 days Ø volume 100 days (pcs.)	97.12 EUR (110,027)
Ø price 250 days Ø volume 250 days (pcs.)	100.78 EUR (112,736)
YTD High date	111.20 EUR (2024/02/29)
YTD Low date	84.80 EUR (2024/01/17)
52 Weeks High date	122.90 EUR (2023/09/05)
52 Weeks Low date	81.35 EUR (2023/11/16)

Arbitrage views

Exchange ⊕	Date	Time	Price	Trading volume (mio.)	Number of trades
Xetra	2024/04/26	17:41	100.50 EUR	5.62	821
Vienna Stock Exchange	2024/04/26	17:32	101.20 EUR	0.00	2
Tradegate	2024/04/26	22:26	100.50 EUR	0.22	44
Stuttgart	2024/04/26	21:30	100.00 EUR	0.02	62
SIX Swiss Exchange	2019/	17:34	75.60 CHF	0.00	1

	02/28					
Munich	2024/ 04/26	08:02	100.30	EUR	0.00	2
London Stock Exchange European Trade Reporting	2024/ 04/26	17:30	101.40	EUR	0.00	2
Hanover	2024/ 04/26	08:16	99.85	EUR	0.00	3
Hamburg	2024/ 04/26	08:16	99.85	EUR	0.00	3
Frankfurt	2024/ 04/26	08:04	99.80	EUR	0.00	2
FINRA other OTC Issues	2024/ 04/19	16:48	105.35	USD	0.02	2
Duesseldorf	2024/ 04/26	19:32	100.00	EUR	0.00	6
Berlin	2024/ 04/26	08:02	99.80	EUR	0.00	2

Company profile

Company Logo



Contact Details

GERRESHEIMER AG

--

Klaus-Bungert-Strasse 4 - 40468 Düsseldorf

Telefon: +49-211-6181-00

Fax: +

E-mail: info@gerresheimer.com

Company Profile

-

Members of Management Board

Dietmar Siemssen	Chairman of Managing Board
Bernd Metzner	Member of Executive Committee
Lukas Burkhardt	Member of Executive Committee

Board of directors

Axel Herberg	Chairman of Supervisory Board
Annette Koehler	Member of Supervisory Board
Karin Louise Dorrepaal	Member of Supervisory Board
Peter Michael Noé	Member of Supervisory Board
Andrea Abt	Member of Supervisory Board
Francesco Grioli	Member of Supervisory Board
Katja Mögel-Schnitzler	Member of Supervisory Board
Markus Rocholz	Member of Supervisory Board
Marlis Mergenthal	Member of Supervisory Board
Paul Schilling	Member of Supervisory Board
Robert Froehler	Member of Supervisory Board
Udo Johannes Vetter	Member of Supervisory Board