

STANDARD LITHIUM LTD.

ISIN: CA8536061010 WKN: 853606101

Overview

2024/07/26 14:07:18

Price
1.238 EURDifference  0.00% (0.00)

General attributes

ISIN	CA8536061010
Symbol	SLI
Exchange	Frankfurt
Currency	EUR
Sector	Energy / Commodities
Security type	Stock
Market cap (m)	228 EUR
Benchmark	S&P/TSX 60 INDEX

Market data

Bid (Bid size)	-
Ask (Ask size)	-
Open	1.202 EUR
High	1.238 EUR
Low	1.172 EUR
Close (prev. day)	1.238 EUR
VWAP	1.18926 EUR
Volume (pcs)	4,345
Trading volume	5,167.35
Number of trades	8
Last size	80

Futures and Options








Related Futures	-
Related Options	-

5y



Information about previous performance does not guarantee future performance.
Source: FactSet

Recent research

on sector		
Date	Headline	Download
2024/07/26	 Equity Weekly	
2024/07/24	 Global Equity Ratings	
2024/07/24	 Aktienempfehlungen Global	
2024/07/15	 Aktienempfehlungen Global	
2024/07/12	 Equity Weekly	

Details

2024/07/26 14:07:18

Price

1.238 EUR

Difference ➔ 0.00% (0.00)

General attributes

ISIN	CA8536061010
Symbol	SLI
Exchange	Frankfurt
Currency	EUR
Sector	Energy / Commodities
Security type	Stock
Market cap (m)	228 EUR
Benchmark	S&P/TSX 60 INDEX

Market data

Bid (Bid size)	-
Ask (Ask size)	-
Open	1.202 EUR
High	1.238 EUR
Low	1.172 EUR
Close (prev. day)	1.238 EUR
VWAP	1.18926 EUR
Volume (pcs)	4,345
Trading volume	5,167.35
Number of trades	8
Last size	80

Performance and Risk

	6m	1y	3y
Perf (%)	+8.03%	-69.43%	-73.66%
Perf (abs.)	+0.09	-2.81	-3.46
Beta	2.02	2.10	2.56
Volatility	78.98	76.18	82.35

5y



Information about previous performance does not guarantee future performance.
Source: FactSet

Price data

Ø price 5 days Ø volume 5 days (pcs.)	1.287 EUR (1,963)
Ø price 30 days Ø volume 30 days (pcs.)	1.200 EUR (7,021)
Ø price 100 days Ø volume 100 days (pcs.)	1.240 EUR (11,457)
Ø price 250 days Ø volume 250 days (pcs.)	1.847 EUR (18,826)
YTD High date	1.878 EUR (2024/01/02)
YTD Low date	0.966 EUR (2024/04/24)
52 Weeks High date	4.202 EUR (2023/07/31)
52 Weeks Low date	0.966 EUR (2024/04/24)

All listings for STANDARD LITHIUM LTD.

Exchange ⊕	Date	Time	Price	Trading volume (mio.)	Number of trades
Tradegate	2024/07/26	22:26	1.238 EUR	0.04	28
TSX Venture Exchange	2024/07/26	22:00	1.83 CAD	0.05	82
Stuttgart	2024/07/26	17:01	1.214 EUR	0.01	10
NYSE MKT	2024/07/26	22:00	1.35 USD	0.66	2,215
Munich	2024/07/26	08:00	1.208 EUR	0.00	2

	26					
London Stock Exchange	2023/10/17	16:13	4.77 CAD	0.00		1
Hamburg	2024/07/26	08:01	1.208 EUR	0.00		1
Frankfurt	2024/07/26	14:07	1.238 EUR	0.01		8
Duesseldorf	2024/07/26	19:31	1.218 EUR	0.00		7
Berlin	2024/07/26	08:08	1.208 EUR	0.00		3

Company profile

Company Logo



Company Profile

-

Contact Details

STANDARD LITHIUM

--

Telefon: -

Fax: -

E-mail: -