

## SANDVIK AB

ISIN: SE0000667891

WKN: 5963108

## Overview

2024/07/26 08:52:49

Price  
18.435 EURDifference  -0.19% (-0.04)

## General attributes

ISIN	SE0000667891
Symbol	SAND
Exchange	Berlin
Currency	EUR
Sector	Industry
Security type	Stock
Market cap (m)	23,291 EUR
Benchmark	OMX STOCKHOLM 30 INDEX

## Market data

Bid (Bid size)	-
Ask (Ask size)	-
Open	18.435 EUR
High	18.435 EUR
Low	18.435 EUR
Close (prev. day)	18.47 EUR
VWAP	-
Volume (pcs)	0
Trading volume	0.00
Number of trades	3
Last size	0

## Futures and Options








Related Futures	45
Related Options	-

5y



Information about previous performance does not guarantee future performance.  
Source: FactSet

## Recent research

on sector			
Date		Headline	Download
2024/07/26		Equity Weekly	
2024/07/24		Global Equity Ratings	
2024/07/24		Aktienempfehlungen Global	
2024/07/15		Aktienempfehlungen Global	
2024/07/12		Global Equity Ratings	

## Details

2024/07/26 08:52:49

## Price

18.435 EUR

Difference ▼ -0.19% (-0.04)

## General attributes

ISIN	SE0000667891
Symbol	SAND
Exchange	Berlin
Currency	EUR
Sector	Industry
Security type	Stock
Market cap (m)	23,291 EUR
Benchmark	OMX STOCKHOLM 30 INDEX

## Market data

Bid (Bid size)	-
Ask (Ask size)	-
Open	18.435 EUR
High	18.435 EUR
Low	18.435 EUR
Close (prev. day)	18.47 EUR
VWAP	-
Volume (pcs)	0
Trading volume	0.00
Number of trades	3
Last size	0

## Performance and Risk

	6m	1y	3y
Perf (%)	-4.97%	+0.66%	-12.04%
Perf (abs.)	-0.97	+0.12	-2.52
Beta	1.23	1.33	1.33
Volatility	20.73	21.23	29.71

5y



Information about previous performance does not guarantee future performance.  
Source: FactSet

## Price data

Ø price 5 days   Ø volume 5 days (pcs.)	18.440 EUR (0)
Ø price 30 days   Ø volume 30 days (pcs.)	18.779 EUR (0)
Ø price 100 days   Ø volume 100 days (pcs.)	19.860 EUR (1)
Ø price 250 days   Ø volume 250 days (pcs.)	18.775 EUR (14)
YTD High   date	21.530 EUR (2024/03/18)
YTD Low   date	18.145 EUR (2024/01/18)
52 Weeks High   date	21.530 EUR (2024/03/18)
52 Weeks Low   date	15.585 EUR (2023/10/24)

## Arbitrage views

Exchange <span>⊕</span>	Date	Time	Price	Trading volume (mio.)	Number of trades
Tradegate	2024/07/26	22:26	18.635 EUR	0.00	2
Stuttgart	2024/07/26	13:56	18.575 EUR	0.00	9
Nasdaq Stockholm	2024/07/26	18:00	218.10 SEK	258.65	2,530
Munich	2024/07/26	08:19	18.47 EUR	0.00	1
London Stock Exchange	2024/	17:25	217.25 SEK	0.00	2

European Trade Reporting	07/26					
Hanover	2024/ 07/26	08:01	18.435	EUR	0.00	3
Frankfurt	2024/ 07/26	10:32	18.565	EUR	0.00	1
FINRA other OTC Issues	2024/ 07/26	20:57	20.20	USD	0.01	1
Duesseldorf	2024/ 07/26	19:30	18.49	EUR	0.00	6
Berlin	2024/ 07/26	08:52	18.435	EUR	0.00	3

# Company profile

## Company Logo



### Contact Details

SANDVIK AKTIEBOLAG

--

Kungsbron 1, Section D, Plan 5 - 111 22  
Stockholm

Telefon: +46-8-456-11-00

Fax: +

E-mail: [info@sandvik.com](mailto:info@sandvik.com)

## Company Profile

-

### Members of Management Board

Stefan Widing Chairman of Managing Board

Björn Roodzant Member of Executive Committee

Cecilia Felton Member of Executive Committee

Johan Kerstell Member of Executive Committee

Mats Eriksson Member of Executive Committee

Mattias Nilsson Member of Executive Committee

Nadine Crauwels Member of Executive Committee

Richard Harris Member of Executive Committee

Sofia Sirvell Member of Executive Committee

Åsa Thunman Member of Executive Committee

### Board of directors

Johan Molin Chairman of Supervisory Board

Andreas Nordbrandt Member of Supervisory Board

Claes Gösta Boustedt Member of Supervisory Board

Fredrik Håf Member of Supervisory Board

Helena Stjernholm Member of Supervisory Board

Kai Bertil Wärn Member of Supervisory Board

Marika Fredriksson Member of Supervisory Board

Percy Nils Barnevik Member of Supervisory Board

Susanna Schneeberger Member of Supervisory Board

Thomas Lilja Member of Supervisory Board