

## INSULET CORPORATION

ISIN: **US45784P1012** WKN: **45784P101**

## Overview

2024/07/26 21:55:01

Price  
177.75 EURDifference  1.11% (1.95)

## General attributes

ISIN	US45784P1012
Symbol	PODD
Exchange	Frankfurt
Currency	EUR
Sector	Chemical / Pharmaceutical / Health
Security type	Stock
Market cap (m)	12,477 EUR
Benchmark	S&P 500

## Market data

Bid (Bid size)	-
Ask (Ask size)	-
Open	162.50 EUR
High	181.10 EUR
Low	162.50 EUR
Close (prev. day)	175.80 EUR
VWAP	188.15 EUR
Volume (pcs)	0
Trading volume	0.00
Number of trades	8
Last size	0

## Futures and Options






Related Futures	-
Related Options	-

5y



Information about previous performance does not guarantee future performance.  
Source: FactSet

## Recent research

on sector		on market	
Date		Headline	Download
2024/07/24		Global Equity Ratings	
2024/07/24		Aktienempfehlungen Global	
2024/07/15		Aktienempfehlungen Global	
2024/07/12		Global Equity Ratings	
2024/07/09		Aktienempfehlungen Österreich	

## Details

2024/07/26 21:55:01

## Price

177.75 EUR

Difference ▲ 1.11% (1.95)

## General attributes

ISIN	US45784P1012
Symbol	PODD
Exchange	Frankfurt
Currency	EUR
Sector	Chemical / Pharmaceutical / Health
Security type	Stock
Market cap (m)	12,477 EUR
Benchmark	S&P 500

## Market data

Bid (Bid size)	-
Ask (Ask size)	-
Open	162.50 EUR
High	181.10 EUR
Low	162.50 EUR
Close (prev. day)	175.80 EUR
VWAP	188.15 EUR
Volume (pcs)	0
Trading volume	0.00
Number of trades	8
Last size	0

## Performance and Risk

	6m	1y	3y
Perf (%)	-1.09%	-29.49%	-20.61%
Perf (abs.)	-1.95	-74.35	-46.15
Beta	1.22	1.34	1.26
Volatility	38.81	41.85	42.98

5y



Information about previous performance does not guarantee future performance.  
Source: FactSet

## Price data

Ø price 5 days   Ø volume 5 days (pcs.)	178.12 EUR (0)
Ø price 30 days   Ø volume 30 days (pcs.)	183.12 EUR (2)
Ø price 100 days   Ø volume 100 days (pcs.)	168.10 EUR (2)
Ø price 250 days   Ø volume 250 days (pcs.)	168.63 EUR (20)
YTD High   date	194.45 EUR (2024/01/02)
YTD Low   date	147.20 EUR (2024/05/14)
52 Weeks High   date	256.40 EUR (2023/07/28)
52 Weeks Low   date	119.30 EUR (2023/10/13)

## Arbitrage views

Exchange	Date	Time	Price	Trading volume (mio.)	Number of trades
Tradegate	2024/07/26	22:26	178.05 EUR	0.05	6
Stuttgart	2024/07/26	08:04	162.00 EUR	0.05	3
Nasdaq	2024/07/26	22:00	193.30 USD	356.58	30,341
Munich	2024/07/26	08:00	162.45 EUR	0.00	2
Frankfurt	2024/07/26	21:55	177.75 EUR	0.00	8

	26						
Duesseldorf	2024/07/ 26	19:30	181.55 EUR	0.00		6	
Berlin	2024/07/ 26	08:08	163.60 EUR	0.00		3	

## Company profile

### Company Logo



### Contact Details

INSULET CORP.

--

100 Nagog Park - 01720 Acton

Telefon: +1-978-600-7000

Fax: +1-978-600-0120

E-mail: -

### Company Profile

-

#### Members of Management Board

Timothy Scannell Chairman of Board of Directors

Jessica Hopfield Member of Board of Directors

Luciana Borio Member of Board of Directors

Wayne Frederick Member of Board of Directors

Elizabeth Weatherman Member of Board of Directors

Flavia Pease Member of Board of Directors

Michael Minogue Member of Board of Directors

Timothy Stonesifer Member of Board of Directors

Jim Hollingshead Chairman of Managing Board

Dan Manea Member of Executive Committee

Eric Benjamin Member of Executive Committee

Lauren Budden Member of Executive Committee