

INSULET CORPORATION

ISIN: **US45784P1012** WKN: **45784P101**

Overview

2024/06/21 21:55:01

Price

190.30 EUR

Difference  2.73% (5.05)

General attributes

ISIN US45784P1012

Symbol PODD

Exchange Frankfurt

Currency EUR

Sector Chemical / Pharmaceutical / Health

Security type Stock

Market cap (m) 13,352 EUR

Benchmark S&P 500

Market data

Bid (Bid size) -

Ask (Ask size) -

Open 183.65 EUR

High 190.30 EUR

Low 183.65 EUR

Close (prev. day) 185.25 EUR

VWAP 182.05 EUR

Volume (pcs) 0

Trading volume 0.00

Number of trades 9

Last size 0

Futures and Options

Related Futures -

Related Options -

5y












Information about previous performance does not guarantee future performance.

Source: FactSet

Recent research

on sector

on market

Date		Headline	Download
2024/06/21		Global Equity Ratings	
2024/06/21		Aktienempfehlungen Global	
2024/06/14		Equity Weekly	
2024/06/14		Global Equity Ratings	
2024/06/14		Aktienempfehlungen Global	

Details

2024/06/21 21:55:01

Price

190.30 EUR

Difference ▲ 2.73% (5.05)

General attributes

ISIN US45784P1012

Symbol PODD

Exchange Frankfurt

Currency EUR

Sector Chemical / Pharmaceutical / Health

Security type Stock

Market cap (m) 13,352 EUR

Benchmark S&P 500

Market data

Bid (Bid size) -

Ask (Ask size) -

Open 183.65 EUR

High 190.30 EUR

Low 183.65 EUR

Close (prev. day) 185.25 EUR

VWAP 182.05 EUR

Volume (pcs) 0

Trading volume 0.00

Number of trades 9

Last size 0

Performance and Risk

	6m	1y	3y
Perf (%)	-2.44%	-27.59%	-19.12%
Perf (abs.)	-4.75	-72.50	-45.00
Beta	1.49	1.36	1.26
Volatility	40.11	41.85	43.20

5y



Information about previous performance does not guarantee future performance.
Source: FactSet

Price data

Ø price 5 days | Ø volume 5 days (pcs.) 184.68 EUR (0)

Ø price 30 days | Ø volume 30 days (pcs.) 171.76 EUR (4)

Ø price 100 days | Ø volume 100 days (pcs.) 165.17 EUR (2)

Ø price 250 days | Ø volume 250 days (pcs.) 175.75 EUR (20)

YTD High | date 194.45 EUR (2024/01/02)

YTD Low | date 147.20 EUR (2024/05/14)

52 Weeks High | date 271.90 EUR (2023/06/26)

52 Weeks Low | date 119.30 EUR (2023/10/13)

Arbitrage views

Exchange	Date	Time	Price	Trading volume (mio.)	Number of trades
Tradegate	2024/06/21	22:26	191.00 EUR	0.04	4
Stuttgart	2024/06/21	21:53	189.50 EUR	0.00	10
Nasdaq	2024/06/21	22:00	204.10 USD	213.40	23,098
Munich	2024/06/21	08:00	183.65 EUR	0.00	2
Frankfurt	2024/06/21	21:55	190.30 EUR	0.00	9

	21						
Duesseldorf	2024/06/ 21	19:30	187.60 EUR	0.00		6	
Berlin	2024/06/ 21	08:08	184.65 EUR	0.00		3	

Company profile

Company Logo



Contact Details

INSULET CORP.

--

100 Nagog Park - 01720 Acton

Telefon: +1-978-600-7000

Fax: +1-978-600-0120

E-mail: -

Company Profile

-

Members of Management Board

Timothy Scannell Chairman of Board of Directors

Jessica Hopfield Member of Board of Directors

Luciana Borio Member of Board of Directors

Wayne Frederick Member of Board of Directors

Elizabeth Weatherman Member of Board of Directors

Flavia Pease Member of Board of Directors

Michael Minogue Member of Board of Directors

Timothy Stonesifer Member of Board of Directors

Jim Hollingshead Chairman of Managing Board

Dan Manea Member of Executive Committee

Eric Benjamin Member of Executive Committee

Lauren Budden Member of Executive Committee