

LITE ACCESS TECHNOLOGIES INC.

ISIN: CA5367361014 WKN: -

Overview

2024/04/16 17:00:00

Price
0.095 CADDifference  0.00% (0.00)

General attributes

ISIN	CA5367361014
Symbol	LTE
Exchange	TSX Venture Exchange
Currency	CAD
Sector	Technology
Security type	Stock
Market cap (m)	1 EUR
Benchmark	S&P/TSX 60 INDEX

Market data

Bid (Bid size)	0.08 CAD (50,000)
Ask (Ask size)	0.08 CAD (36,000)
Open	0.095 CAD
High	0.095 CAD
Low	0.095 CAD
Close (prev. day)	0.095 CAD
VWAP	0.095 CAD
Volume (pcs)	0
Trading volume	0.00
Number of trades	1
Last size	0

Futures and Options











Related Futures	-
Related Options	-

5y



Information about previous performance does not guarantee future performance.
Source: FactSet

Recent research

on sector			
Date		Headline	Download
2024/07/26		Equity Weekly	
2024/07/24		Global Equity Ratings	
2024/07/24		Aktienempfehlungen Global	
2024/07/15		Aktienempfehlungen Global	
2024/07/12		Global Equity Ratings	

Details

2024/04/16 17:00:00

Price

0.095 CAD

Difference ↔ 0.00% (0.00)

General attributes

ISIN	CA5367361014
Symbol	LTE
Exchange	TSX Venture Exchange
Currency	CAD
Sector	Technology
Security type	Stock
Market cap (m)	1 EUR
Benchmark	S&P/TSX 60 INDEX

Market data

Bid (Bid size)	0.08 CAD (50,000)
Ask (Ask size)	0.08 CAD (36,000)
Open	0.095 CAD
High	0.095 CAD
Low	0.095 CAD
Close (prev. day)	0.095 CAD
VWAP	0.095 CAD
Volume (pcs)	0
Trading volume	0.00
Number of trades	1
Last size	0

Performance and Risk

	6m	1y	3y
Perf (%)	-	+46.15%	-60.42%
Perf (abs.)	-	+0.03	-0.15
Beta	-	0.00	0.07
Volatility	0.00	167.48	92.96

5y



Information about previous performance does not guarantee future performance.
Source: FactSet

Price data

Ø price 5 days Ø volume 5 days (pcs.)	- CAD (-)
Ø price 30 days Ø volume 30 days (pcs.)	0.095 CAD (0)
Ø price 100 days Ø volume 100 days (pcs.)	- CAD (-)
Ø price 250 days Ø volume 250 days (pcs.)	0.088 CAD (3,139)
YTD High date	- CAD (-)
YTD Low date	- CAD (-)
52 Weeks High date	0.105 CAD (2023/05/03)
52 Weeks Low date	0.060 CAD (2023/04/17)

All listings for LITE ACCESS TECHNOLOGIES INC.

Exchange ↕	Date	Time	Price	Trading volume (mio.)	Number of trades
Tradegate	2024/01/25	08:00	0.064 EUR	0.00	2
TSX Venture Exchange	2024/04/16	17:00	0.095 CAD	0.00	1
Frankfurt	2023/05/05	08:02	0.062 EUR	0.00	1

Company profile

Company Logo



Company Profile

-

Contact Details

LITE ACCESS TECHNOLOGIES

--

Telefon: -

Fax: -

E-mail: -