

# NANOSONICS LTD.

ISIN: **AU000000NAN9** WKN: **NAN**

## Overview

2024/08/16 08:12:40

**Price**

1.65 EUR

**Difference**  1.85% (0.03)

**General attributes**

ISIN	AU000000NAN9
Symbol	NAN
Exchange	Berlin
Currency	EUR
Sector	Chemical / Pharmaceutical / Health
Security type	Stock
Market cap (m)	517 EUR
Benchmark	ASX ALL ORDINARIES INDEX

**Market data**

Bid (Bid size)	-
Ask (Ask size)	-
Open	1.65 EUR
High	1.65 EUR
Low	1.65 EUR
Close (prev. day)	1.62 EUR
VWAP	-
Volume (pcs)	0
Trading volume	0.00
Number of trades	3
Last size	0

**Futures and Options**











Related Futures	-
Related Options	-

5y



Information about previous performance does not guarantee future performance.  
**Source:** FactSet

**Recent research**

on sector			
Date		Headline	Download
2024/08/16		Equity Weekly	
2024/08/13		Aktienempfehlungen Österreich	
2024/08/12		Global Equity Ratings	
2024/08/12		Aktienempfehlungen Global	
2024/08/09		Equity Weekly	

## Details

2024/08/16 08:12:40

### Price

1.65 EUR

 Difference ▲ 1.85% (0.03)

### General attributes

ISIN	AU000000NAN9
Symbol	NAN
Exchange	Berlin
Currency	EUR
Sector	Chemical / Pharmaceutical / Health
Security type	Stock
Market cap (m)	517 EUR
Benchmark	ASX ALL ORDINARIES INDEX

### Market data

Bid (Bid size)	-
Ask (Ask size)	-
Open	1.65 EUR
High	1.65 EUR
Low	1.65 EUR
Close (prev. day)	1.62 EUR
VWAP	-
Volume (pcs)	0
Trading volume	0.00
Number of trades	3
Last size	0

### Performance and Risk

	6m	1y	3y
Perf (%)	-6.78%	-39.34%	-51.47%
Perf (abs.)	-0.12	-1.07	-1.75
Beta	1.65	1.48	1.46
Volatility	48.57	58.74	53.00

5y



Information about previous performance does not guarantee future performance.

Source: FactSet

### Price data

Ø price 5 days   Ø volume 5 days (pcs.)	1.65 EUR (0)
Ø price 30 days   Ø volume 30 days (pcs.)	1.78 EUR (0)
Ø price 100 days   Ø volume 100 days (pcs.)	1.73 EUR (0)
Ø price 250 days   Ø volume 250 days (pcs.)	2.04 EUR (1)
YTD High   date	2.62 EUR (2024/01/02)
YTD Low   date	1.56 EUR (2024/03/19)
52 Weeks High   date	2.78 EUR (2023/12/14)
52 Weeks Low   date	1.56 EUR (2024/03/19)

### Arbitrage views

Exchange <span>⊕</span>	Date	Time	Price	Trading volume (mio.)	Number of trades
Stuttgart	2024/08/16	10:32	1.68 EUR	0.00	4
Frankfurt	2024/08/16	16:18	1.76 EUR	0.00	1
FINRA other OTC Issues	2024/08/16	16:56	2.00 USD	0.00	1
Duesseldorf	2024/08/16	19:30	1.65 EUR	0.00	6
Berlin	2024/08/16	08:12	1.65 EUR	0.00	3

	16						
Australian Securities Exchange	2024/08/16	08:10	2.83	AUD	3.64		3,165

## Company profile

### Company Logo

#### Contact Details

NANOSONICS LTD

--

Unit 24, Gardeners Road 566 2015  
Alexandria

Telefon: +61-2-93134399

Fax: +61-2-93175010

E-mail: -

### Company Profile

-