

XVIVO PERFUSION AB

ISIN: SE0004840718 WKN: -

Overview

2024/04/24 17:14:31

Price

366.77 SEK

Difference  38.67% (102.27)

General attributes

ISIN	SE0004840718
Symbol	XVIVO
Exchange	London Stock Exchange
Currency	SEK
Sector	Chemical / Pharmaceutical / Health
Security type	Stock
Market cap (m)	1,093 EUR
Benchmark	OMX STOCKHOLM 30 INDEX

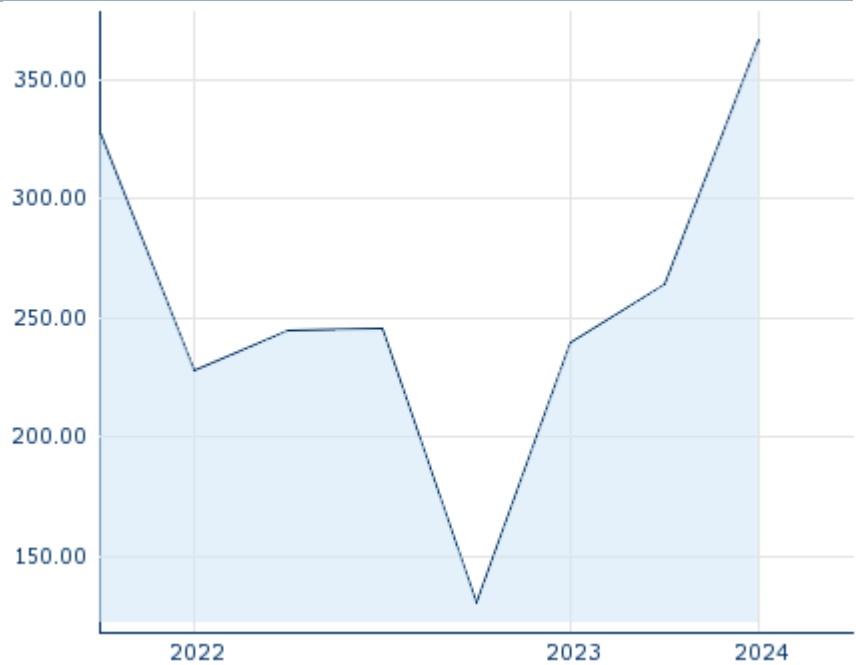
Market data

Bid (Bid size)	-
Ask (Ask size)	-
Open	369.63 SEK
High	369.63 SEK
Low	366.77 SEK
Close (prev. day)	264.50 SEK
VWAP	369.58492 SEK
Volume (pcs)	15,924
Trading volume	5,885,270.26
Number of trades	2
Last size	251

Futures and Options

Related Futures	-
Related Options	-


5y



Information about previous performance does not guarantee future performance.

Source: FactSet

Recent research

on sector		
Date	Headline	Download
2024/07/09	 Aktienempfehlungen Österreich	
2024/06/24	 Aktienempfehlungen Österreich	
2024/06/21	 Global Equity Ratings	
2024/06/21	 Aktienempfehlungen Global	
2024/06/14	 Equity Weekly	

Details

2024/04/24 17:14:31

Price

366.77 SEK

Difference ▲ 38.67% (102.27)

General attributes

ISIN	SE0004840718
Symbol	XVIVO
Exchange	London Stock Exchange
Currency	SEK
Sector	Chemical / Pharmaceutical / Health
Security type	Stock
Market cap (m)	1,093 EUR
Benchmark	OMX STOCKHOLM 30 INDEX

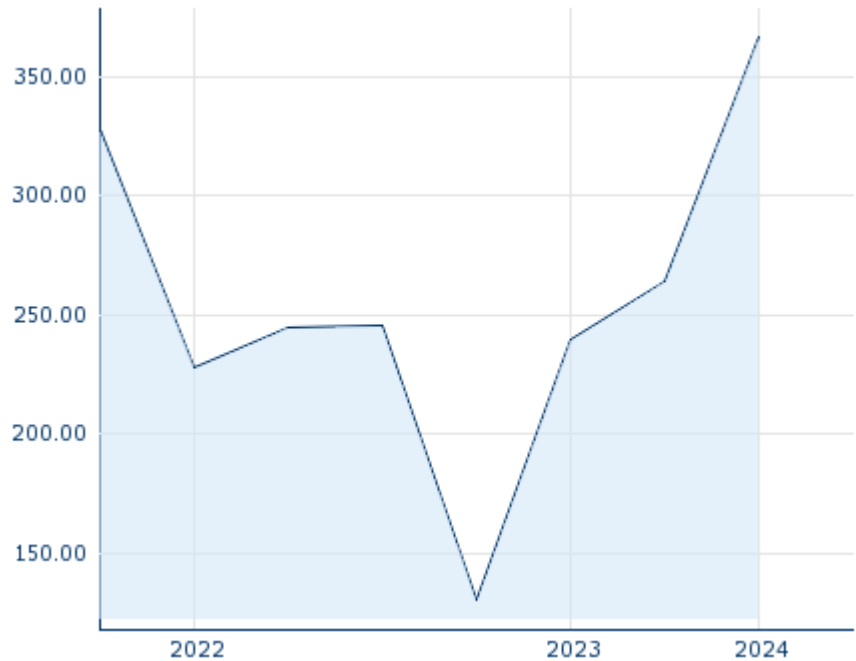
Market data

Bid (Bid size)	-
Ask (Ask size)	-
Open	369.63 SEK
High	369.63 SEK
Low	366.77 SEK
Close (prev. day)	264.50 SEK
VWAP	369.58492 SEK
Volume (pcs)	15,924
Trading volume	5,885,270.26
Number of trades	2
Last size	251

Performance and Risk

	6m	1y	3y
Perf (%)	-	+38.67%	+11.91%
Perf (abs.)	-	+102.27	+39.02
Beta	0.46	1.07	1.09
Volatility	-	-	663.36

5y



Information about previous performance does not guarantee future performance.
Source: FactSet

Price data

Ø price 5 days Ø volume 5 days (pcs.)	- SEK (-)
Ø price 30 days Ø volume 30 days (pcs.)	- SEK (-)
Ø price 100 days Ø volume 100 days (pcs.)	- SEK (-)
Ø price 250 days Ø volume 250 days (pcs.)	- SEK (-)
YTD High date	- SEK (-)
YTD Low date	- SEK (-)
52 Weeks High date	- SEK (-)
52 Weeks Low date	- SEK (-)

Arbitrage views

Exchange ⊕	Date	Time	Price	Trading volume (mio.)	Number of trades
Stuttgart	2024/07/11	13:00	35.55 EUR	0.00	8
Nasdaq Stockholm	2024/07/11	13:48	409.50 SEK	9.21	584
Munich	2024/07/11	08:19	36.35 EUR	0.00	1
London Stock Exchange	2024/04/24	17:14	366.77 SEK	5.89	2
Frankfurt	2024/07/11	08:06	36.15 EUR	0.00	1

	11					
FINRA other OTC Issues	2024/07/10	15:43	39.34 USD	0.00		2
Duesseldorf	2024/07/11	12:31	35.30 EUR	0.00		3
Berlin	2024/07/11	13:25	35.75 EUR	0.00		8

Company profile

Company Logo



Company Profile

-

Contact Details

XVIVO PERFUSION

--

Telefon: -

Fax: -

E-mail: -