

INDUSTRIVÄRDEN AB SER. C

ISIN: SE0000107203 WKN: 5463460

Overview

2024/07/18 17:07:30

Price

33.60 USD

Difference  5.43% (1.73)

General attributes

ISIN	SE0000107203
Symbol	INDU C
Exchange	FINRA other OTC Issues
Currency	USD
Sector	Financial
Security type	Stock
Market cap (m)	13,153 EUR
Benchmark	OMX STOCKHOLM 30 INDEX

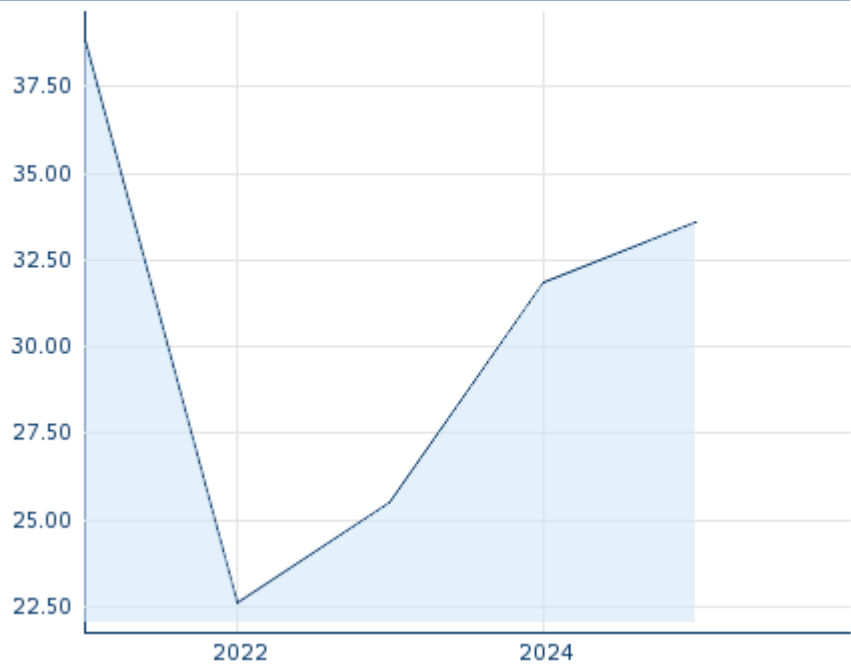
Market data

Bid (Bid size)	-
Ask (Ask size)	-
Open	33.60 USD
High	33.60 USD
Low	33.60 USD
Close (prev. day)	31.87 USD
VWAP	33.60 USD
Volume (pcs)	1,202
Trading volume	40,387.20
Number of trades	1
Last size	1,202

Futures and Options

Related Futures	28
Related Options	-











5y



Information about previous performance does not guarantee future performance.

Source: FactSet

Recent research

on sector			
Date		Headline	Download
2024/07/24		Global Equity Ratings	
2024/07/24		Aktienempfehlungen Global	
2024/07/19		Equity Weekly	
2024/07/15		Aktienempfehlungen Global	
2024/07/12		Global Equity Ratings	

Details

2024/07/18 17:07:30

Price

33.60 USD

Difference ▲ 5.43% (1.73)

General attributes

ISIN	SE0000107203
Symbol	INDU C
Exchange	FINRA other OTC Issues
Currency	USD
Sector	Financial
Security type	Stock
Market cap (m)	13,153 EUR
Benchmark	OMX STOCKHOLM 30 INDEX

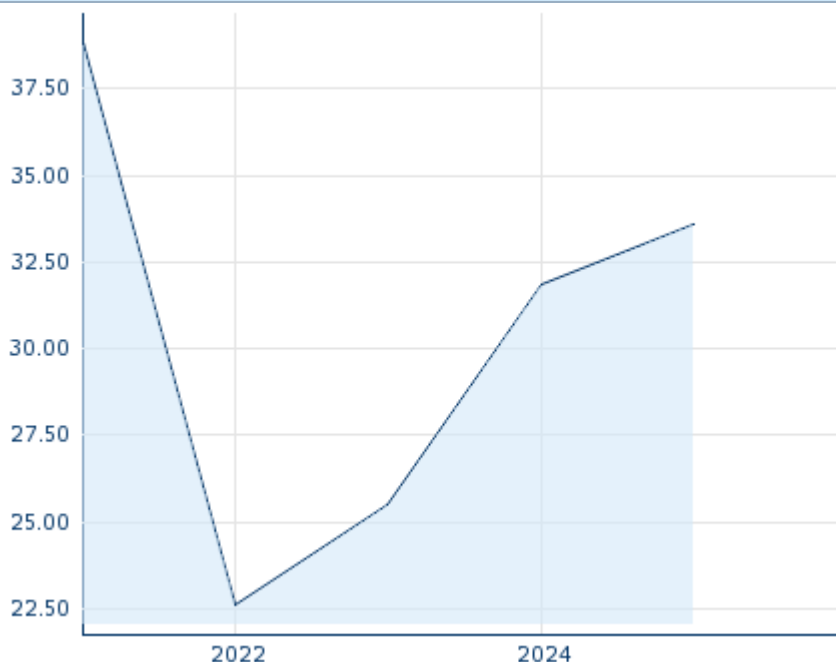
Market data

Bid (Bid size)	-
Ask (Ask size)	-
Open	33.60 USD
High	33.60 USD
Low	33.60 USD
Close (prev. day)	31.87 USD
VWAP	33.60 USD
Volume (pcs)	1,202
Trading volume	40,387.20
Number of trades	1
Last size	1,202

Performance and Risk

	6m	1y	3y
Perf (%)	+5.43%	-	-
Perf (abs.)	+1.73	-	-
Beta	1.08	1.01	1.04
Volatility	-	-	-

5y



Information about previous performance does not guarantee future performance.
Source: FactSet

Price data

Ø price 5 days Ø volume 5 days (pcs.)	- USD (-)
Ø price 30 days Ø volume 30 days (pcs.)	- USD (-)
Ø price 100 days Ø volume 100 days (pcs.)	33.60 USD (12)
Ø price 250 days Ø volume 250 days (pcs.)	32.74 USD (14)
YTD High date	33.60 USD (2024/07/18)
YTD Low date	31.87 USD (2024/01/10)
52 Weeks High date	33.60 USD (2024/07/18)
52 Weeks Low date	31.87 USD (2024/01/10)

Arbitrage views

Exchange ⊕	Date	Time	Price	Trading volume (mio.)	Number of trades
Stuttgart	2024/07/26	13:56	30.47 EUR	0.00	9
Nasdaq Stockholm	2024/07/26	18:00	360.00 SEK	89.61	2,786
London Stock Exchange European Trade Reporting	2024/07/26	17:25	360.15 SEK	0.00	2
Frankfurt	2024/07/26	08:10	30.22 EUR	0.00	2
FINRA other OTC Issues	2024/	17:07	33.60 USD	0.04	1

	07/18					
Duesseldorf	2024/ 07/26	19:32	30.31 EUR	0.00		7

Company profile

Company Logo



Contact Details

INDUSTRIVAERDEN AB

--

Telefon: -

Fax: -

E-mail: -

Company Profile

-

Members of Management Board

Helena Stjernholm Chairman of Managing Board

Jan Öhman Member of Executive Committee

Jennie Knutsson Member of Executive Committee

Karl Åberg Member of Executive Committee

Sverker Sivall Member of Executive Committee

Board of directors

Lars Fredrik Elis Lundberg Chairman of Supervisory Board

Lars Ture Pettersson Member of Supervisory Board

Bengt David Harry Kjell Member of Supervisory Board

Fredrik Persson Member of Supervisory Board

Gustav Christian Caspar Member of Supervisory Board

Katarina Martinson Member of Supervisory Board

Marika Fredriksson Member of Supervisory Board

Pär Boman Member of Supervisory Board