

INDUSTRIVÄRDEN AB SER. C

ISIN: SE0000107203 WKN: 5463460

Overview

2024/01/10 18:05:11

Price

31.87 USD

Difference  24.98% (6.37)

General attributes

ISIN	SE0000107203
Symbol	INDU C
Exchange	FINRA other OTC Issues
Currency	USD
Sector	Financial
Security type	Stock
Market cap (m)	12,929 EUR
Benchmark	OMX STOCKHOLM 30 INDEX

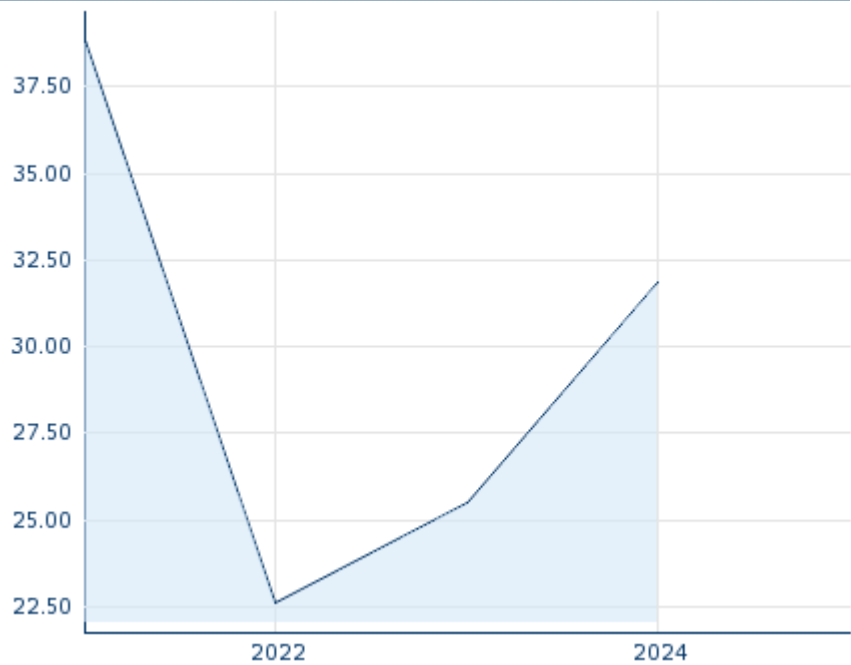
Market data

Bid (Bid size)	-
Ask (Ask size)	-
Open	31.87 USD
High	31.87 USD
Low	31.87 USD
Close (prev. day)	25.50 USD
VWAP	31.87 USD
Volume (pcs)	1,268
Trading volume	40,411.16
Number of trades	2
Last size	634

Futures and Options

Related Futures	26
Related Options	-





5y



Information about previous performance does not guarantee future performance.

Source: FactSet

Recent research

on sector			
Date		Headline	Download
2024/04/26		Global Equity Ratings	
2024/04/26		Aktienempfehlungen Global	
2024/04/19		Equity Weekly	
2024/04/15		Aktienempfehlungen Österreich	
2024/04/03		Global Equity Ratings	

Details

2024/01/10 18:05:11

Price

31.87 USD

Difference ▲ 24.98% (6.37)

General attributes

ISIN	SE0000107203
Symbol	INDU C
Exchange	FINRA other OTC Issues
Currency	USD
Sector	Financial
Security type	Stock
Market cap (m)	12,929 EUR
Benchmark	OMX STOCKHOLM 30 INDEX

Market data

Bid (Bid size)	-
Ask (Ask size)	-
Open	31.87 USD
High	31.87 USD
Low	31.87 USD
Close (prev. day)	25.50 USD
VWAP	31.87 USD
Volume (pcs)	1,268
Trading volume	40,411.16
Number of trades	2
Last size	634

Performance and Risk

	6m	1y	3y
Perf (%)	-	-	-
Perf (abs.)	-	-	-
Beta	1.03	1.01	1.04
Volatility	-	-	-

5y



Information about previous performance does not guarantee future performance.
Source: FactSet

Price data

Ø price 5 days Ø volume 5 days (pcs.)	- USD (-)
Ø price 30 days Ø volume 30 days (pcs.)	- USD (-)
Ø price 100 days Ø volume 100 days (pcs.)	31.87 USD (7)
Ø price 250 days Ø volume 250 days (pcs.)	31.87 USD (11)
YTD High date	31.87 USD (2024/01/10)
YTD Low date	31.87 USD (2024/01/10)
52 Weeks High date	31.87 USD (2024/01/10)
52 Weeks Low date	31.87 USD (2024/01/10)

Arbitrage views

Exchange ⊕	Date	Time	Price	Trading volume (mio.)	Number of trades
Stuttgart	2024/04/26	11:10	29.80 EUR	0.00	5
Nasdaq Stockholm	2024/04/26	17:29	351.40 SEK	116.59	2,025
London Stock Exchange European Trade Reporting	2024/04/26	17:25	350.45 SEK	0.00	2
Frankfurt	2024/04/26	09:15	29.64 EUR	0.00	3
FINRA other OTC Issues	2024/	18:05	31.87 USD	0.04	2

	01/10					
Duesseldorf	2024/ 04/26	19:31	29.68 EUR	0.00		7

Company profile

Company Logo



Contact Details

INDUSTRIVAERDEN AB

--

Telefon: -

Fax: -

E-mail: -

Company Profile

-

Members of Management Board

Helena Stjernholm Chairman of Managing Board

Jan Öhman Member of Executive Committee

Jennie Knutsson Member of Executive Committee

Karl Åberg Member of Executive Committee

Sverker Sivall Member of Executive Committee

Board of directors

Lars Fredrik Elis Lundberg Chairman of Supervisory Board

Lars Ture Pettersson Member of Supervisory Board

Bengt David Harry Kjell Member of Supervisory Board

Fredrik Persson Member of Supervisory Board

Gustav Christian Caspar Member of Supervisory Board

Katarina Martinson Member of Supervisory Board

Marika Fredriksson Member of Supervisory Board

Pär Boman Member of Supervisory Board