

CENERGY HLDGS SA NPV

ISIN: **BE0974303357** WKN: -

Overview

2024/07/26 12:36:09

Price
9.56 EURDifference  -0.83% (-0.08)

General attributes

ISIN	BE0974303357
Symbol	CENER
Exchange	Euronext Brussels
Currency	EUR
Sector	Other
Security type	Stock
Market cap (m)	1,812 EUR
Benchmark	BEL 20 INDEX

Market data

Bid (Bid size)	9.50 EUR (658)
Ask (Ask size)	9.89 EUR (500)
Open	9.63 EUR
High	9.67 EUR
Low	9.56 EUR
Close (prev. day)	9.64 EUR
VWAP	9.644111 EUR
Volume (pcs)	270
Trading volume	2,604.00
Number of trades	4
Last size	61

Futures and Options











Related Futures	-
Related Options	-

5y



Information about previous performance does not guarantee future performance.
Source: FactSet

Recent research

on sector		on market	
Date		Headline	Download
2024/07/26		Equity Weekly	
2024/07/24		Global Equity Ratings	
2024/07/24		Aktienempfehlungen Global	
2024/07/15		Aktienempfehlungen Global	
2024/07/12		Global Equity Ratings	

Details

2024/07/26 12:36:09

Price

9.56 EUR

Difference ▼ -0.83% (-0.08)

General attributes

ISIN	BE0974303357
Symbol	CENER
Exchange	Euronext Brussels
Currency	EUR
Sector	Other
Security type	Stock
Market cap (m)	1,812 EUR
Benchmark	BEL 20 INDEX

Market data

Bid (Bid size)	9.50 EUR (658)
Ask (Ask size)	9.89 EUR (500)
Open	9.63 EUR
High	9.67 EUR
Low	9.56 EUR
Close (prev. day)	9.64 EUR
VWAP	9.644111 EUR
Volume (pcs)	270
Trading volume	2,604.00
Number of trades	4
Last size	61

Performance and Risk

	6m	1y	3y
Perf (%)	+29.19%	+35.80%	+291.00%
Perf (abs.)	+2.16	+2.52	+7.12
Beta	0.46	0.73	0.95
Volatility	37.74	38.49	44.42

5y



Information about previous performance does not guarantee future performance.

Source: FactSet

Price data

Ø price 5 days Ø volume 5 days (pcs.)	9.68 EUR (1,300)
Ø price 30 days Ø volume 30 days (pcs.)	9.66 EUR (2,404)
Ø price 100 days Ø volume 100 days (pcs.)	8.47 EUR (2,994)
Ø price 250 days Ø volume 250 days (pcs.)	7.47 EUR (3,178)
YTD High date	10.08 EUR (2024/07/04)
YTD Low date	6.70 EUR (2024/02/23)
52 Weeks High date	10.08 EUR (2024/07/04)
52 Weeks Low date	5.11 EUR (2023/10/10)

All listings for CENERGY HLDGS SA NPV

Exchange	Date	Time	Price	Trading volume (mio.)	Number of trades
Stuttgart	2024/07/26	08:17	9.40 EUR	0.00	3
London Stock Exchange	2018/05/22	17:36	1.278 EUR	0.00	1
Frankfurt	2024/07/26	08:03	9.40 EUR	0.00	2
Euronext Brussels	2024/07/26	12:36	9.56 EUR	0.00	4
Duesseldorf	2024/07/26	08:27	9.65 EUR	0.00	1

	26					
Athens Stock Exchange	2024/07/26	16:13	9.53 EUR	0.93		262

Company profile

Company Logo

Contact Details

CENERGY HOLDINGS SA

--

30, Avenue Marnix - 1000 Brüssel

Telefon: +32-2-224-09-60

Fax: +32-2-224-09-61

E-mail: info@cenergyholdings.com

Company Profile

-

Members of Management Board

Alexios Alexiou	Chairman of Managing Board
Alexandros Benos	Member of Executive Committee
Dimitrios Kyriacopoulos	Member of Executive Committee

Board of directors

Xavier Bedoret	Chairman of Supervisory Board
Eleni Dendrinou-Louri	Member of Supervisory Board
Rudolf Wiedenmann	Member of Supervisory Board
Dimitrios Kyriakopoulos	Member of Supervisory Board
Joseph A. Rutkowski	Member of Supervisory Board
Margaret Zakos	Member of Supervisory Board
Maria Kapetanaki	Member of Supervisory Board
Marina Sarkissian-Ochanesoglou	Member of Supervisory Board
Simon MacVicker	Member of Supervisory Board
William Gallagher	Member of Supervisory Board