

UCORE RARE METALS INC.

ISIN: CA90348V3011 WKN: -

Overview

2024/07/26 20:04:23

Price
0.49 USDDifference  0.00% (0.00)

General attributes

ISIN	CA90348V3011
Symbol	UCU
Exchange	FINRA other OTC Issues
Currency	USD
Sector	Energy / Commodities
Security type	Stock
Market cap (m)	28 EUR
Benchmark	S&P/TSX 60 INDEX

Market data

Bid (Bid size)	-
Ask (Ask size)	-
Open	0.48 USD
High	0.49 USD
Low	0.48 USD
Close (prev. day)	0.49 USD
VWAP	0.486863 USD
Volume (pcs)	10,237
Trading volume	4,983.80
Number of trades	9
Last size	2,000

Futures and Options









Related Futures	-
Related Options	-

5y



Information about previous performance does not guarantee future performance.
Source: FactSet

Recent research

on sector	Date	Headline	Download
	2024/07/26	 Equity Weekly	
	2024/07/24	 Global Equity Ratings	
	2024/07/24	 Aktienempfehlungen Global	
	2024/07/15	 Aktienempfehlungen Global	
	2024/07/12	 Equity Weekly	

Details

2024/07/26 20:04:23

Price

0.49 USD

Difference ➔ 0.00% (0.00)

General attributes

ISIN	CA90348V3011
Symbol	UCU
Exchange	FINRA other OTC Issues
Currency	USD
Sector	Energy / Commodities
Security type	Stock
Market cap (m)	28 EUR
Benchmark	S&P/TSX 60 INDEX

Market data

Bid (Bid size)	-
Ask (Ask size)	-
Open	0.48 USD
High	0.49 USD
Low	0.48 USD
Close (prev. day)	0.49 USD
VWAP	0.486863 USD
Volume (pcs)	10,237
Trading volume	4,983.80
Number of trades	9
Last size	2,000

Performance and Risk

	6m	1y	3y
Perf (%)	-18.67%	-29.68%	-31.66%
Perf (abs.)	-0.11	-0.21	-0.23
Beta	0.59	0.27	0.56
Volatility	52.56	55.15	64.67

5y



Information about previous performance does not guarantee future performance.
Source: FactSet

Price data

Ø price 5 days Ø volume 5 days (pcs.)	0.50 USD (8,768)
Ø price 30 days Ø volume 30 days (pcs.)	0.48 USD (13,154)
Ø price 100 days Ø volume 100 days (pcs.)	0.52 USD (22,639)
Ø price 250 days Ø volume 250 days (pcs.)	0.55 USD (29,394)
YTD High date	0.72 USD (2024/01/10)
YTD Low date	0.42 USD (2024/07/03)
52 Weeks High date	0.75 USD (2023/12/26)
52 Weeks Low date	0.40 USD (2023/10/25)

All listings for UCORE RARE METALS INC.

Exchange ⊕	Date	Time	Price	Trading volume (mio.)	Number of trades
Tradegate	2024/07/26	22:02	0.454 EUR	0.00	1
TSX Venture Exchange	2024/07/26	20:20	0.68 CAD	0.02	11
Stuttgart	2024/07/26	14:44	0.45 EUR	0.00	5
Frankfurt	2024/07/26	08:05	0.44 EUR	0.00	2
FINRA other OTC	2024/07/26	20:04	0.49 USD	0.00	9

Issues	26						
Berlin	2024/07/26	20:48	0.449	EUR	0.00		20

Company profile

Company Logo



Company Profile

-

Contact Details

UCORE RARE METALS

--

Waterfront Drive, Suite 106 210 B4A 0H3
Bedford

Telefon: +1 902 482 5214

Fax: +1 (902) 492-0917

E-mail: info@ucore.com