

ARITZIA INC.

ISIN: CA04045U1021

WKN: -

Overview

2024/07/24 21:56:47

Price

32.98 USD

Difference  -0.96% (-0.32)

General attributes

ISIN	CA04045U1021
Symbol	ATZ
Exchange	FINRA other OTC Issues
Currency	USD
Sector	Consumer Products
Security type	Stock
Market cap (m)	2,798 EUR
Benchmark	S&P/TSX 60 INDEX

Market data

Bid (Bid size)	-
Ask (Ask size)	-
Open	33.506 USD
High	33.506 USD
Low	32.98 USD
Close (prev. day)	33.30 USD
VWAP	33.175381 USD
Volume (pcs)	1,622
Trading volume	54,097.63
Number of trades	21
Last size	200

Futures and Options

Related Futures	-
Related Options	-









5y



Information about previous performance does not guarantee future performance.

Source: FactSet

Recent research

on sector	Date	Headline	Download
	2024/07/24	 Global Equity Ratings	
	2024/07/24	 Aktienempfehlungen Global	
	2024/07/15	 Aktienempfehlungen Global	
	2024/07/12	 Equity Weekly	
	2024/07/12	 Global Equity Ratings	

Details

2024/07/24 21:56:47

Price

32.98 USD

Difference ▼ -0.96% (-0.32)

General attributes

ISIN	CA04045U1021
Symbol	ATZ
Exchange	FINRA other OTC Issues
Currency	USD
Sector	Consumer Products
Security type	Stock
Market cap (m)	2,798 EUR
Benchmark	S&P/TSX 60 INDEX

Market data

Bid (Bid size)	-
Ask (Ask size)	-
Open	33.506 USD
High	33.506 USD
Low	32.98 USD
Close (prev. day)	33.30 USD
VWAP	33.175381 USD
Volume (pcs)	1,622
Trading volume	54,097.63
Number of trades	21
Last size	200

Performance and Risk

	6m	1y	3y
Perf (%)	+30.16%	+70.26%	+13.81%
Perf (abs.)	+7.64	+13.61	+4.00
Beta	0.84	0.84	1.28
Volatility	41.43	48.56	53.16

5y



Information about previous performance does not guarantee future performance.
Source: FactSet

Price data

Ø price 5 days Ø volume 5 days (pcs.)	33.62 USD (17,902)
Ø price 30 days Ø volume 30 days (pcs.)	29.95 USD (31,463)
Ø price 100 days Ø volume 100 days (pcs.)	26.99 USD (26,950)
Ø price 250 days Ø volume 250 days (pcs.)	22.73 USD (29,383)
YTD High date	35.30 USD (2024/07/15)
YTD Low date	18.61 USD (2024/01/05)
52 Weeks High date	35.30 USD (2024/07/15)
52 Weeks Low date	15.00 USD (2023/11/01)

Arbitrage views

Exchange ⊕	Date	Time	Price	Trading volume (mio.)	Number of trades
Toronto Stock Exchange	2024/07/24	22:00	45.57 CAD	10.04	1,681
Stuttgart	2024/07/24	18:47	30.40 EUR	0.00	12
Munich	2024/07/24	08:12	31.00 EUR	0.00	1
Frankfurt	2024/07/24	21:49	30.40 EUR	0.00	3
FINRA other OTC	2024/07/24	21:56	32.98 USD	0.05	21

Issues	24						
Duesseldorf	2024/07/24	08:11	30.60	EUR	0.00		3
Berlin	2024/07/24	20:22	30.40	EUR	0.00		15

Company profile

Company Logo

ARITZIA

Company Profile

-

Contact Details

ARITZIA

--

Telefon: -

Fax: -

E-mail: -