

## SLIGRO FOOD GROUP N.V.

ISIN: NL0000817179 WKN: 081717

## Overview

2024/07/16 15:13:44

Price  
12.44 EURDifference  -0.16% (-0.02)

## General attributes

ISIN	NL0000817179
Symbol	SLIGR
Exchange	Euronext Amsterdam
Currency	EUR
Sector	Commerce
Security type	Stock
Market cap (m)	551 EUR
Benchmark	AMSTERDAM EXCHANGES INDEX

## Market data

Bid (Bid size)	12.40 EUR (121)
Ask (Ask size)	12.44 EUR (200)
Open	12.28 EUR
High	12.44 EUR
Low	12.28 EUR
Close (prev. day)	12.46 EUR
VWAP	12.370968 EUR
Volume (pcs)	8,702
Trading volume	107,652.00
Number of trades	60
Last size	350

## Futures and Options











Related Futures	-
Related Options	-

5y



Information about previous performance does not guarantee future performance.  
Source: FactSet

## Recent research

on sector		on market	
Date		Headline	Download
2024/07/15		Aktienempfehlungen Global	
2024/07/12		Global Equity Ratings	
2024/06/21		Equity Weekly	
2024/06/21		Global Equity Ratings	
2024/06/21		Aktienempfehlungen Global	

## Details

2024/07/16 15:13:44

## Price

12.44 EUR

Difference ▼ -0.16% (-0.02)

## General attributes

ISIN	NL0000817179
Symbol	SLIGR
Exchange	Euronext Amsterdam
Currency	EUR
Sector	Commerce
Security type	Stock
Market cap (m)	551 EUR
Benchmark	AMSTERDAM EXCHANGES INDEX

## Market data

Bid (Bid size)	12.40 EUR (121)
Ask (Ask size)	12.44 EUR (200)
Open	12.28 EUR
High	12.44 EUR
Low	12.28 EUR
Close (prev. day)	12.46 EUR
VWAP	12.370968 EUR
Volume (pcs)	8,702
Trading volume	107,652.00
Number of trades	60
Last size	350

## Performance and Risk

	6m	1y	3y
Perf (%)	-19.61%	-22.61%	-46.06%
Perf (abs.)	-3.04	-3.64	-10.64
Beta	0.64	0.53	0.66
Volatility	17.76	20.56	27.06

5y



Information about previous performance does not guarantee future performance.  
Source: FactSet

## Price data

Ø price 5 days   Ø volume 5 days (pcs.)	12.54 EUR (54,015)
Ø price 30 days   Ø volume 30 days (pcs.)	13.22 EUR (26,297)
Ø price 100 days   Ø volume 100 days (pcs.)	13.67 EUR (25,305)
Ø price 250 days   Ø volume 250 days (pcs.)	15.17 EUR (22,744)
YTD High   date	16.30 EUR (2024/01/04)
YTD Low   date	12.20 EUR (2024/07/12)
52 Weeks High   date	18.30 EUR (2023/09/12)
52 Weeks Low   date	12.20 EUR (2024/07/12)

## Arbitrage views

Exchange	Date	Time	Price	Trading volume (mio.)	Number of trades
Tradegate	2024/07/15	22:02	12.44 EUR	0.00	1
Stuttgart	2024/07/16	14:33	12.30 EUR	0.00	5
Munich	2024/07/16	08:29	12.48 EUR	0.00	1
London Stock Exchange European Trade Reporting	2024/07/16	08:59	12.26 EUR	0.00	1
Frankfurt	2024/07/16	08:03	12.40 EUR	0.00	1

	07/16					
FINRA other OTC Issues	2024/ 07/11	16:29	13.66 USD	0.00		1
Euronext Amsterdam	2024/ 07/16	15:13	12.44 EUR	0.11		60
Duesseldorf	2024/ 07/16	08:10	12.32 EUR	0.00		1
Berlin	2024/ 07/16	14:15	12.42 EUR	0.00		9

## Company profile

### Company Logo



### Contact Details

SLIGRO FOOD GROUP NV

--

Corridor 11 - 5466 RB Veghel

Telefon: +31-41-334-35-00

Fax: +31-41-336-30-10

E-mail: [info@sligrofoodgroup.nl](mailto:info@sligrofoodgroup.nl)

### Company Profile

-

#### Members of Management Board

Koen Slippens	Chairman of Managing Board
G.J.C.M van der Veeken	Member of Executive Committee
Rob van der Sluijs	Member of Executive Committee

#### Board of directors

Dirk Anbeek	Chairman of Supervisory Board
Aart Duijzer	Member of Supervisory Board
Angélique de Vries-Schipperijn	Member of Supervisory Board
Gert van de Weerdhof	Member of Supervisory Board
Inge Plochaet	Member of Supervisory Board