

BLACKROCK SILVER CORP.

ISIN: CA09261Q1072 WKN: -

Overview

2024/07/26 21:57:18

Price
0.1824 USDDifference  -1.41% (-0.00)

General attributes

ISIN	CA09261Q1072
Symbol	BRC
Exchange	FINRA other OTC Issues
Currency	USD
Sector	Energy / Commodities
Security type	Stock
Market cap (m)	43 EUR
Benchmark	S&P/TSX 60 INDEX

Market data

Bid (Bid size)	-
Ask (Ask size)	-
Open	0.1876 USD
High	0.188 USD
Low	0.1782 USD
Close (prev. day)	0.185 USD
VWAP	0.183631 USD
Volume (pcs)	119,498
Trading volume	21,943.54
Number of trades	37
Last size	300

Futures and Options

Related Futures	-
Related Options	-




5y



Information about previous performance does not guarantee future performance.

Source: FactSet

Recent research

on sector		
Date	Headline	Download
2024/07/26	 Equity Weekly	
2024/07/24	 Global Equity Ratings	
2024/07/24	 Aktienempfehlungen Global	
2024/07/15	 Aktienempfehlungen Global	
2024/07/12	 Equity Weekly	

Details

2024/07/26 21:57:18

Price
0.1824 USD

Difference ▼ -1.41% (-0.00)

General attributes

ISIN	CA09261Q1072
Symbol	BRC
Exchange	FINRA other OTC Issues
Currency	USD
Sector	Energy / Commodities
Security type	Stock
Market cap (m)	43 EUR
Benchmark	S&P/TSX 60 INDEX

Market data

Bid (Bid size)	-
Ask (Ask size)	-
Open	0.1876 USD
High	0.188 USD
Low	0.1782 USD
Close (prev. day)	0.185 USD
VWAP	0.183631 USD
Volume (pcs)	119,498
Trading volume	21,943.54
Number of trades	37
Last size	300

Performance and Risk

	6m	1y	3y
Perf (%)	+16.18%	-34.86%	-72.65%
Perf (abs.)	+0.03	-0.10	-0.48
Beta	1.90	2.02	1.44
Volatility	75.96	79.97	73.43

5y



Information about previous performance does not guarantee future performance.
Source: FactSet

Price data

Ø price 5 days Ø volume 5 days (pcs.)	0.1914 USD (160,563)
Ø price 30 days Ø volume 30 days (pcs.)	0.1976 USD (194,976)
Ø price 100 days Ø volume 100 days (pcs.)	0.2203 USD (318,477)
Ø price 250 days Ø volume 250 days (pcs.)	0.2176 USD (306,468)
YTD High date	0.2890 USD (2024/04/09)
YTD Low date	0.1402 USD (2024/01/18)
52 Weeks High date	0.3368 USD (2023/07/31)
52 Weeks Low date	0.1402 USD (2024/01/18)

All listings for BLACKROCK SILVER CORP.

Exchange	Date	Time	Price	Trading volume (mio.)	Number of trades
Tradegate	2024/07/26	22:26	0.1735 EUR	0.00	1
TSX Venture Exchange	2024/07/26	21:40	0.255 CAD	0.03	30
Stuttgart	2024/07/26	14:44	0.1685 EUR	0.00	5
Frankfurt	2024/07/26	08:05	0.1525 EUR	0.00	2
FINRA other OTC	2024/07/26	21:57	0.1824 USD	0.02	37

Issues	26					
Duesseldorf	2024/07/26	08:12	0.162	EUR	0.00	3
Berlin	2024/07/26	20:22	0.166	EUR	0.00	13

Company profile

Company Logo



Company Profile

-

Contact Details

BLACKROCK SILVER

--

Telefon: -

Fax: -

E-mail: -