

BROADRIDGE FINANCIAL SOLUTIONS INC

ISIN: US11133T1034 WKN: 11133T103

Overview

2024/07/17 16:02:37

Price
209.08 USDDifference  -0.31% (-0.66)

General attributes

ISIN	US11133T1034
Symbol	BR
Exchange	NYSE
Currency	USD
Sector	Financial
Security type	Stock
Market cap (m)	22,737 EUR
Benchmark	S&P 500

Market data

Bid (Bid size)	209.00 USD (400)
Ask (Ask size)	209.53 USD (200)
Open	209.55 USD
High	209.55 USD
Low	208.605 USD
Close (prev. day)	209.74 USD
VWAP	209.307278 USD
Volume (pcs)	22,458
Trading volume	4,699,202.64
Number of trades	833
Last size	100

Futures and Options






Related Futures	-
Related Options	-

5y



Information about previous performance does not guarantee future performance.
Source: FactSet

Recent research

on sector	on market		
Date		Headline	Download
2024/07/15		Aktienempfehlungen Global	
2024/07/12		Global Equity Ratings	
2024/07/09		Aktienempfehlungen Österreich	
2024/06/28		Equity Weekly	
2024/06/24		Aktienempfehlungen Österreich	

Details

2024/07/17 16:02:37

Price

209.08 USD

Difference ▼ -0.31% (-0.66)

General attributes

ISIN	US11133T1034
Symbol	BR
Exchange	NYSE
Currency	USD
Sector	Financial
Security type	Stock
Market cap (m)	22,737 EUR
Benchmark	S&P 500

Market data

Bid (Bid size)	209.00 USD (400)
Ask (Ask size)	209.53 USD (200)
Open	209.55 USD
High	209.55 USD
Low	208.605 USD
Close (prev. day)	209.74 USD
VWAP	209.307278 USD
Volume (pcs)	22,458
Trading volume	4,699,202.64
Number of trades	833
Last size	100

Performance and Risk

	6m	1y	3y
Perf (%)	+3.75%	+24.85%	+23.47%
Perf (abs.)	+7.58	+41.75	+39.87
Beta	0.79	0.77	0.91
Volatility	18.03	18.15	23.62

5y



Information about previous performance does not guarantee future performance.
Source: FactSet

Price data

Ø price 5 days Ø volume 5 days (pcs.)	205.48 USD (408,106)
Ø price 30 days Ø volume 30 days (pcs.)	199.91 USD (420,630)
Ø price 100 days Ø volume 100 days (pcs.)	199.90 USD (460,793)
Ø price 250 days Ø volume 250 days (pcs.)	191.93 USD (510,284)
YTD High date	211.68 USD (2024/07/16)
YTD Low date	188.30 USD (2024/05/08)
52 Weeks High date	211.68 USD (2024/07/16)
52 Weeks Low date	164.99 USD (2023/08/03)


Arbitrage views

Exchange ⊕	Date	Time	Price	Trading volume (mio.)	Number of trades
Tradegate	2024/07/17	09:27	191.00 EUR	0.01	1
Stuttgart	2024/07/17	08:05	191.00 EUR	0.00	1
NYSE	2024/07/17	16:02	209.08 USD	4.70	833
Munich	2024/07/17	08:01	191.00 EUR	0.00	1
London Stock	2024/07/17	15:30	209.55 USD	0.14	1

Exchange	17						
Hanover	2024/07/17	08:06	191.00	EUR	0.00		1
Frankfurt	2024/07/17	08:20	191.00	EUR	0.00		1
Duesseldorf	2024/07/17	12:32	188.00	EUR	0.00		3
Berlin	2024/07/17	08:08	191.00	EUR	0.00		1

Company profile

Company Logo



Contact Details

BROADRIDGE FINANCIAL SOLUTIONS
INC.

--

5 Dakota Drive, Suite 300 - 11042 Lake
Success

Telefon: +1-516-472-5400

Fax: +

E-mail: mediarelations@broadridge.com

Company Profile

-

Members of Management Board

Richard Daly Chairman of Board of
Directors

Amit Zavery Member of Board of
Directors

Annette Nazareth Member of Board of
Directors

Brett Keller Member of Board of
Directors

Eileen Murray Member of Board of
Directors

Leslie Brun Member of Board of
Directors

Maura Markus Member of Board of
Directors

Melvin Flowers Member of Board of
Directors

Pamela Carter Member of Board of
Directors

Robert Duelks Member of Board of
Directors

Tim Gokey Chairman of Managing
Board

Chris Perry Member of Executive
Committee

Dipti Kachru Member of Executive
Committee

Edmund Reese Member of Executive
Committee

Frieda Lewis Member of Executive
Committee

Keir D. Gumbs Member of Executive
Committee

Laura Matlin Member of Executive
Committee

Martin Koopman Member of Executive
Committee

Michael Natoli Member of Executive
Committee

Naadia Y. Burrows Member of Executive
Committee

Rich Stingi Member of Executive
Committee

Tyler Derr Member of Executive
Committee