

# HANSA BIOPHARMA AB

ISIN: **SE0002148817** WKN: -

## Overview

2024/05/20 14:37:01

**Price**  
3.29 EUR

**Difference**  5.58% (0.17)

### General attributes

ISIN	SE0002148817
Symbol	HNSA
Exchange	Stuttgart
Currency	EUR
Sector	Chemical / Pharmaceutical / Health
Security type	Stock
Market cap (m)	210 EUR
Benchmark	OMX STOCKHOLM 30 INDEX

### Market data

Bid (Bid size)	- (0)
Ask (Ask size)	- (0)
Open	3.034 EUR
High	3.29 EUR
Low	3.034 EUR
Close (prev. day)	3.116 EUR
VWAP	-
Volume (pcs)	0
Trading volume	0.00
Number of trades	4
Last size	0

### Futures and Options







Related Futures	-
Related Options	-

5y



Information about previous performance does not guarantee future performance.  
**Source:** FactSet

### Recent research

on sector		
Date	Headline	Download
2024/05/17	 Equity Weekly	
2024/05/13	 Aktienempfehlungen Österreich	
2024/05/10	 Equity Weekly	
2024/04/29	 Aktienempfehlungen Österreich	
2024/04/26	 Global Equity Ratings	

## Details

2024/05/20 14:37:01

## Price

3.29 EUR

Difference ▲ 5.58% (0.17)

## General attributes

ISIN	SE0002148817
Symbol	HNSA
Exchange	Stuttgart
Currency	EUR
Sector	Chemical / Pharmaceutical / Health
Security type	Stock
Market cap (m)	210 EUR
Benchmark	OMX STOCKHOLM 30 INDEX

## Market data

Bid (Bid size)	- (0)
Ask (Ask size)	- (0)
Open	3.034 EUR
High	3.29 EUR
Low	3.034 EUR
Close (prev. day)	3.116 EUR
VWAP	-
Volume (pcs)	0
Trading volume	0.00
Number of trades	4
Last size	0

## Performance and Risk

	6m	1y	3y
Perf (%)	+40.36%	-31.88%	-77.14%
Perf (abs.)	+0.90	-1.46	-10.51
Beta	-0.01	0.64	1.08
Volatility	72.11	78.55	69.82

5y



Information about previous performance does not guarantee future performance.  
Source: FactSet

## Price data

Ø price 5 days   Ø volume 5 days (pcs.)	3.07 EUR (0)
Ø price 30 days   Ø volume 30 days (pcs.)	2.58 EUR (83)
Ø price 100 days   Ø volume 100 days (pcs.)	2.69 EUR (30)
Ø price 250 days   Ø volume 250 days (pcs.)	2.96 EUR (50)
YTD High   date	3.47 EUR (2024/02/08)
YTD Low   date	2.18 EUR (2024/01/05)
52 Weeks High   date	4.77 EUR (2023/05/24)
52 Weeks Low   date	1.72 EUR (2023/10/16)

## Arbitrage views

Exchange <span>⊕</span>	Date	Time	Price	Trading volume (mio.)	Number of trades
Stuttgart	2024/05/20	14:37	3.29 EUR	0.00	4
Nasdaq Stockholm	2024/05/20	17:29	38.66 SEK	6.25	575
Munich	2024/05/20	08:10	3.156 EUR	0.00	1
London Stock Exchange European Trade Reporting	2024/05/20	17:25	38.70 SEK	0.00	2
Frankfurt	2024/	08:16	3.032 EUR	0.00	1

	05/20					
FINRA other OTC Issues	2024/ 03/14	14:30	2.93 USD	0.00		1
Duesseldorf	2024/ 05/20	19:55	3.218 EUR	0.00		6
Berlin	2024/ 05/20	21:43	3.328 EUR	0.00		17

## Company profile

### Company Logo



### Company Profile

-

### Contact Details

HANSA BIOPHARMA

--

Scheelevagen 22 220 07 Lund

Telefon: +46 46 16 56 70

Fax: -

E-mail: [info@hansabiopharma.com](mailto:info@hansabiopharma.com)