

## TUDOR GOLD CORP.

ISIN: CA89901T1093 WKN: -

## Overview

2024/07/26 22:26:53

Price  
0.483 EURDifference  -1.13% (-0.01)

## General attributes

|                |                      |
|----------------|----------------------|
| ISIN           | CA89901T1093         |
| Symbol         | TUD                  |
| Exchange       | Tradedgate           |
| Currency       | EUR                  |
| Sector         | Energy / Commodities |
| Security type  | Stock                |
| Market cap (m) | 113 EUR              |
| Benchmark      | S&P/TSX 60 INDEX     |

## Market data

|                   |                    |
|-------------------|--------------------|
| Bid (Bid size)    | 0.4675 EUR (4,000) |
| Ask (Ask size)    | 0.498 EUR (4,000)  |
| Open              | 0.4985 EUR         |
| High              | 0.4985 EUR         |
| Low               | 0.46 EUR           |
| Close (prev. day) | 0.4885 EUR         |
| VWAP              | 0.4726 EUR         |
| Volume (pcs)      | 25,650             |
| Trading volume    | 12,122.23          |
| Number of trades  | 7                  |
| Last size         | -                  |

## Futures and Options






|                 |   |
|-----------------|---|
| Related Futures | - |
| Related Options | - |

5y



Information about previous performance does not guarantee future performance.  
Source: FactSet

## Recent research

| on sector  |   |                           |   |
|------------|---|---------------------------|---|
| Date       |   | Headline                  | Download  |
| 2024/07/26 |  | Equity Weekly             |  |
| 2024/07/24 |  | Global Equity Ratings     |  |
| 2024/07/24 |  | Aktienempfehlungen Global |  |
| 2024/07/15 |  | Aktienempfehlungen Global |  |
| 2024/07/12 |  | Equity Weekly             |  |

## Details

2024/07/26 22:26:53

## Price

0.483 EUR

Difference ▼ -1.13% (-0.01)

## General attributes

|                |                      |
|----------------|----------------------|
| ISIN           | CA89901T1093         |
| Symbol         | TUD                  |
| Exchange       | Tradegate            |
| Currency       | EUR                  |
| Sector         | Energy / Commodities |
| Security type  | Stock                |
| Market cap (m) | 113 EUR              |
| Benchmark      | S&P/TSX 60 INDEX     |

## Market data

|                   |                    |
|-------------------|--------------------|
| Bid (Bid size)    | 0.4675 EUR (4,000) |
| Ask (Ask size)    | 0.498 EUR (4,000)  |
| Open              | 0.4985 EUR         |
| High              | 0.4985 EUR         |
| Low               | 0.46 EUR           |
| Close (prev. day) | 0.4885 EUR         |
| VWAP              | 0.4726 EUR         |
| Volume (pcs)      | 25,650             |
| Trading volume    | 12,122.23          |
| Number of trades  | 7                  |
| Last size         | -                  |

## Performance and Risk

|             | 6m      | 1y      | 3y      |
|-------------|---------|---------|---------|
| Perf (%)    | -24.09% | -43.14% | -68.83% |
| Perf (abs.) | -0.15   | -0.35   | -1.02   |
| Beta        | 1.35    | 0.99    | 0.59    |
| Volatility  | 54.43   | 54.74   | 58.83   |

5y



Information about previous performance does not guarantee future performance.  
Source: FactSet

## Price data

|   |                        |
|---|------------------------|
| Ø price 5 days   Ø volume 5 days (pcs.)     | 0.491 EUR (50,499)     |
| Ø price 30 days   Ø volume 30 days (pcs.)   | 0.494 EUR (29,938)     |
| Ø price 100 days   Ø volume 100 days (pcs.) | 0.553 EUR (30,107)     |
| Ø price 250 days   Ø volume 250 days (pcs.) | 0.605 EUR (19,541)     |
| YTD High   date                             | 0.798 EUR (2024/04/09) |
| YTD Low   date                              | 0.441 EUR (2024/06/26) |
| 52 Weeks High   date                        | 0.864 EUR (2023/12/04) |
| 52 Weeks Low   date                         | 0.441 EUR (2024/06/26) |

## All listings for TUDOR GOLD CORP.

| Exchange             | Date       | Time  | Price      | Trading volume (mio.) | Number of trades |
|----------------------|------------|-------|------------|-----------------------|------------------|
| Tradegate            | 2024/07/26 | 22:26 | 0.483 EUR  | 0.01                  | 7                |
| TSX Venture Exchange | 2024/07/26 | 21:47 | 0.73 CAD   | 0.05                  | 59               |
| Stuttgart            | 2024/07/26 | 14:44 | 0.4765 EUR | 0.00                  | 5                |
| Munich               | 2024/07/26 | 08:02 | 0.4855 EUR | 0.00                  | 1                |
| Hamburg              | 2024/07/26 | 08:01 | 0.4765 EUR | 0.00                  | 1                |

|                        |            |       |        |     |      |    |
|------------------------|------------|-------|--------|-----|------|----|
|                        | 26         |       |        |     |      |    |
| Frankfurt              | 2024/07/26 | 08:10 | 0.4735 | EUR | 0.00 | 2  |
| FINRA other OTC Issues | 2024/07/26 | 21:36 | 0.5123 | USD | 0.01 | 13 |
| Duesseldorf            | 2024/07/26 | 08:12 | 0.476  | EUR | 0.00 | 3  |
| Berlin                 | 2024/07/26 | 20:22 | 0.474  | EUR | 0.00 | 13 |

## Company profile

### Company Logo



### Company Profile

-

### Contact Details

TUDOR GOLD

--

----

Telefon: -

Fax: -

E-mail: -