

FOMENTO ECONOMICO MEXICANO SAB DE CV SP. ADR

ISIN: **US3444191064** WKN: **344419106**

Overview

2024/07/26 08:09:18

Price
99.00 EURDifference  -1.98% (-2.00)

General attributes

ISIN	US3444191064
Symbol	FMX
Exchange	Frankfurt
Currency	EUR
Sector	Commerce
Security type	Stock
Market cap (m)	382 EUR
Benchmark	DJ BNY MELLON LAT AM ADR

Market data

Bid (Bid size)	-
Ask (Ask size)	-
Open	99.00 EUR
High	99.00 EUR
Low	99.00 EUR
Close (prev. day)	101.00 EUR
VWAP	112.00 EUR
Volume (pcs)	0
Trading volume	0.00
Number of trades	2
Last size	0

Futures and Options











Related Futures	-
Related Options	-

5y



Information about previous performance does not guarantee future performance.
Source: FactSet

Recent research

on instrument		on sector	
Date		Headline	Download
2024/07/24		Global Equity Ratings	
2024/07/24		Aktienempfehlungen Global	
2024/07/15		Aktienempfehlungen Global	
2024/07/12		Global Equity Ratings	
2024/06/21		Global Equity Ratings	

Details

2024/07/26 08:09:18

Price

99.00 EUR

Difference ▼ -1.98% (-2.00)

General attributes

ISIN	US3444191064
Symbol	FMX
Exchange	Frankfurt
Currency	EUR
Sector	Commerce
Security type	Stock
Market cap (m)	382 EUR
Benchmark	DJ BNY MELLON LAT AM ADR

Market data

Bid (Bid size)	-
Ask (Ask size)	-
Open	99.00 EUR
High	99.00 EUR
Low	99.00 EUR
Close (prev. day)	101.00 EUR
VWAP	112.00 EUR
Volume (pcs)	0
Trading volume	0.00
Number of trades	2
Last size	0

Performance and Risk

	6m	1y	3y
Perf (%)	-20.16%	+1.54%	+42.45%
Perf (abs.)	-25.00	+1.50	+29.50
Beta	0.76	0.71	0.45
Volatility	34.82	31.70	26.81

5y



Information about previous performance does not guarantee future performance.

Source: FactSet

Price data

Ø price 5 days Ø volume 5 days (pcs.)	104.00 EUR (0)
Ø price 30 days Ø volume 30 days (pcs.)	101.37 EUR (0)
Ø price 100 days Ø volume 100 days (pcs.)	107.60 EUR (1)
Ø price 250 days Ø volume 250 days (pcs.)	109.63 EUR (4)
YTD High date	135.00 EUR (2024/02/15)
YTD Low date	96.00 EUR (2024/06/04)
52 Weeks High date	135.00 EUR (2024/02/15)
52 Weeks Low date	93.50 EUR (2023/10/25)

Arbitrage views

Exchange <input type="checkbox"/>	Date	Time	Price	Trading volume (mio.)	Number of trades
Tradegate	2024/07/26	22:02	101.00 EUR	0.00	1
Stuttgart	2024/07/26	15:08	99.50 EUR	0.00	10
NYSE	2024/07/26	22:00	109.57 USD	55.34	9,199
Munich	2024/07/26	08:02	101.00 EUR	0.00	1
London Stock	2022/04/	15:40	81.9559 USD	0.01	1

Exchange	05					
Frankfurt	2024/07/ 26	08:09	99.00 EUR	0.00		2
Duesseldorf	2024/07/ 26	19:31	100.00 EUR	0.00		5

Company profile

Company Logo



Company Profile

-

Contact Details

FOMENTO ECONOMICO MEXICANO SAB

--

General Anaya 601 Pte., Colonia Bella Vista
-- 64410 Monterrey, Nuevo Leon

Telefon: +52 - 8 - 328 - 6000

Fax: +52 - 8 - 328 - 6080

E-mail: -