

## SHOP APOTHEKE EUROPE NV NPV

ISIN: NL0012044747 WKN: A2AR94

## Overview

2022/10/06 21:55:04

Price  
42.87 EURDifference  -2.57% (-1.13)

## General attributes

ISIN	NL0012044747
Symbol	SAE
Exchange	Stuttgart
Currency	EUR
Sector	Commerce
Security type	Stock
Market cap (m)	777 EUR
Benchmark	AMSTERDAM EXCHANGES INDEX

## Market data

Bid (Bid size)	- (0)
Ask (Ask size)	- (0)
Open	43.88 EUR
High	44.58 EUR
Low	42.57 EUR
Close (prev. day)	44.00 EUR
VWAP	-
Volume (pcs)	2,040
Trading volume	88,418.00
Number of trades	71
Last size	0

## Futures and Options











Related Futures	-
Related Options	904

5y



Information about previous performance does not guarantee future performance.  
Source: FactSet

## Recent research

on sector		on market	
Date		Headline	Download
2022/10/05		Global Equity Ratings	
2022/10/05		Aktienempfehlungen Global	
2022/09/26		Global Equity Ratings	
2022/09/26		Aktienempfehlungen Global	
2022/09/01		Global Equity Ratings	

## Details

2022/10/06 21:55:04

**Price**  
42.87 EUR

**Difference** 📉 -2.57% (-1.13)

## General attributes

ISIN	NL0012044747
Symbol	SAE
Exchange	Stuttgart
Currency	EUR
Sector	Commerce
Security type	Stock
Market cap (m)	777 EUR
Benchmark	AMSTERDAM EXCHANGES INDEX

## Market data

Bid (Bid size)	- (0)
Ask (Ask size)	- (0)
Open	43.88 EUR
High	44.58 EUR
Low	42.57 EUR
Close (prev. day)	44.00 EUR
VWAP	-
Volume (pcs)	2,040
Trading volume	88,418.00
Number of trades	71
Last size	0

## Performance and Risk

	6m	1y	3y
Perf (%)	-48.97%	-67.48%	+25.89%
Perf (abs.)	-42.22	-91.30	+9.05
Beta	1.25	1.38	0.78
Volatility	73.68	68.19	62.24

5y



Information about previous performance does not guarantee future performance.  
Source: FactSet

## Price data

Ø price 5 days   Ø volume 5 days (pcs.)	42.00 EUR (2,679)
Ø price 30 days   Ø volume 30 days (pcs.)	48.85 EUR (1,990)
Ø price 100 days   Ø volume 100 days (pcs.)	76.63 EUR (1,121)
Ø price 250 days   Ø volume 250 days (pcs.)	95.25 EUR (1,182)
YTD High   date	117.10 EUR (2022/02/02)
YTD Low   date	39.11 EUR (2022/09/29)
52 Weeks High   date	165.60 EUR (2021/11/30)
52 Weeks Low   date	39.11 EUR (2022/09/29)

## Arbitrage views

Exchange	Date	Time	Price	Trading volume (mio.)	Number of trades
Xetra	2022/10/06	17:42	42.70 EUR	9.12	3,846
Vienna Stock Exchange	2022/10/06	17:32	42.69 EUR	0.01	4
Tradegate	2022/10/06	22:26	42.73 EUR	1.11	367
Stuttgart	2022/10/06	21:55	42.87 EUR	0.09	71
Munich	2022/	15:55	43.78 EUR	0.01	2

	10/06						
London Stock Exchange European Trade Reporting	2022/ 10/06	17:30	43.25	EUR	0.00		2
Hanover	2022/ 10/06	08:15	43.93	EUR	0.00		1
Hamburg	2022/ 10/06	13:14	43.26	EUR	0.00		3
Frankfurt	2022/ 10/06	20:43	43.29	EUR	0.05		13
FINRA other OTC Issues	2022/ 10/05	16:52	43.15	USD	0.00		1
Duesseldorf	2022/ 10/06	21:01	42.79	EUR	0.00		11
Berlin	2022/ 10/06	21:55	43.04	EUR	0.00		18

## Company profile

### Company Logo

#### Contact Details

SHOP APOTHEKE EUROPE NV

--

Erik de Rodeweg 11/13 - 5975 WD Sevenum

Telefon: -

Fax: -

E-mail: [kontakt@shop-apotheke.com](mailto:kontakt@shop-apotheke.com)

### Company Profile

-

#### Members of Management Board

Stefan Feltens Chairman of Managing Board

Jasper Eenhorst Member of Executive Committee

Marc Fischer Member of Executive Committee

Stephan Weber Member of Executive Committee

Theresa Holler Member of Executive Committee

#### Board of directors

Björn H. Söder Chairman of Supervisory Board

Frank Köhler Member of Supervisory Board

Henriette Peucker Member of Supervisory Board

Jaska Marianne de Bakker Member of Supervisory Board

Jérôme Cochet Member of Supervisory Board