

KORE MINING LTD.

ISIN: CA50067K1003 WKN: -

Overview

2024/07/26 08:08:05

Price
0.018 EURDifference  0.00% (0.00)

General attributes

ISIN	CA50067K1003
Symbol	KORE
Exchange	Berlin
Currency	EUR
Sector	Energy / Commodities
Security type	Stock
Market cap (m)	5 EUR
Benchmark	S&P/TSX 60 INDEX

Market data

Bid (Bid size)	0.02 EUR (40,000)
Ask (Ask size)	0.0305 EUR (27,000)
Open	0.018 EUR
High	0.018 EUR
Low	0.018 EUR
Close (prev. day)	0.018 EUR
VWAP	-
Volume (pcs)	0
Trading volume	0.00
Number of trades	1
Last size	0

Futures and Options










Related Futures	-
Related Options	-

5y



Information about previous performance does not guarantee future performance.
Source: FactSet

Recent research

on sector			
Date		Headline	Download
2024/07/26		Equity Weekly	
2024/07/24		Global Equity Ratings	
2024/07/24		Aktienempfehlungen Global	
2024/07/15		Aktienempfehlungen Global	
2024/07/12		Equity Weekly	

Details

2024/07/26 08:08:05

Price

0.018 EUR

Difference ↔ 0.00% (0.00)

General attributes

ISIN	CA50067K1003
Symbol	KORE
Exchange	Berlin
Currency	EUR
Sector	Energy / Commodities
Security type	Stock
Market cap (m)	5 EUR
Benchmark	S&P/TSX 60 INDEX

Market data

Bid (Bid size)	0.02 EUR (40,000)
Ask (Ask size)	0.0305 EUR (27,000)
Open	0.018 EUR
High	0.018 EUR
Low	0.018 EUR
Close (prev. day)	0.018 EUR
VWAP	-
Volume (pcs)	0
Trading volume	0.00
Number of trades	1
Last size	0

Performance and Risk

	6m	1y	3y
Perf (%)	-40.98%	-33.33%	-92.71%
Perf (abs.)	-0.01	-0.01	-0.23
Beta	-1.37	-0.23	0.71
Volatility	153.16	152.27	239.82

5y



Information about previous performance does not guarantee future performance.
Source: FactSet

Price data

Ø price 5 days Ø volume 5 days (pcs.)	0.018 EUR (0)
Ø price 30 days Ø volume 30 days (pcs.)	0.020 EUR (0)
Ø price 100 days Ø volume 100 days (pcs.)	0.023 EUR (62)
Ø price 250 days Ø volume 250 days (pcs.)	0.029 EUR (365)
YTD High date	0.034 EUR (2024/01/02)
YTD Low date	0.016 EUR (2024/07/19)
52 Weeks High date	0.050 EUR (2023/09/19)
52 Weeks Low date	0.016 EUR (2024/07/19)

All listings for KORE MINING LTD.

Exchange ↕	Date	Time	Price	Trading volume (mio.)	Number of trades
Tradegate	2024/07/26	22:02	0.0255 EUR	0.00	1
TSX Venture Exchange	2024/07/26	19:17	0.035 CAD	0.00	1
Stuttgart	2024/07/26	08:04	0.02 EUR	0.00	3
Munich	2024/07/26	08:02	0.0305 EUR	0.00	1
Frankfurt	2024/07/26	08:10	0.014 EUR	0.00	2

	26						
FINRA other OTC Issues	2024/07/26	19:17	0.0247	USD	0.00		1
Duesseldorf	2024/07/26	08:11	0.0155	EUR	0.00		3
Berlin	2024/07/26	08:08	0.018	EUR	0.00		1

Company profile

Company Logo



Contact Details

KORE MINING LTD.

--

Telefon: -

Fax: -

E-mail: -

Company Profile

-

Members of Management Board

Scott Trebilcock Chairman of Managing Board

James Hynes Member of Executive Committee

Jessica Van Den Akker Member of Executive Committee

Liz Monger Member of Executive Committee

Marc Leduc Member of Executive Committee

Michael Tucker Member of Executive Committee

Board of directors

Barry Brandon Member of Supervisory Board

James Henning Member of Supervisory Board

Jay Sujir Member of Supervisory Board

Robert MacDonald Member of Supervisory Board

Scott Trebilcock Member of Supervisory Board