

SOPRA STERIA GROUP S.A.

ISIN: **FR0000050809** WKN: **5080**

Overview

2024/07/08 17:15:24

Price
209.00 USDDifference  -12.28% (-29.27)

General attributes

ISIN	FR0000050809
Symbol	SOP
Exchange	FINRA other OTC Issues
Currency	USD
Sector	Software
Security type	Stock
Market cap (m)	3,551 EUR
Benchmark	CAC 40 INDEX

Market data

Bid (Bid size)	-
Ask (Ask size)	-
Open	209.00 USD
High	209.00 USD
Low	209.00 USD
Close (prev. day)	238.27 USD
VWAP	209.00 USD
Volume (pcs)	100
Trading volume	20,900.00
Number of trades	1
Last size	100

Futures and Options











Related Futures	24
Related Options	-

5y



Information about previous performance does not guarantee future performance.
Source: FactSet

Recent research

on sector	on market		
Date	Headline		Download
2024/07/26	 Equity Weekly		
2024/07/24	 Global Equity Ratings		
2024/07/24	 Aktienempfehlungen Global		
2024/07/15	 Aktienempfehlungen Global		
2024/07/12	 Global Equity Ratings		

Details

2024/07/08 17:15:24

Price

209.00 USD

 Difference ▼ -12.28% (-29.27)

General attributes

ISIN	FR0000050809
Symbol	SOP
Exchange	FINRA other OTC Issues
Currency	USD
Sector	Software
Security type	Stock
Market cap (m)	3,551 EUR
Benchmark	CAC 40 INDEX

Market data

Bid (Bid size)	-
Ask (Ask size)	-
Open	209.00 USD
High	209.00 USD
Low	209.00 USD
Close (prev. day)	238.27 USD
VWAP	209.00 USD
Volume (pcs)	100
Trading volume	20,900.00
Number of trades	1
Last size	100

Performance and Risk

	6m	1y	3y
Perf (%)	-0.48%	-2.17%	-
Perf (abs.)	-1.00	-4.64	-
Beta	1.74	1.62	1.13
Volatility	238.55	114.85	109.84

5y



Information about previous performance does not guarantee future performance.
Source: FactSet

Price data

Ø price 5 days Ø volume 5 days (pcs.)	- USD (-)
Ø price 30 days Ø volume 30 days (pcs.)	- USD (-)
Ø price 100 days Ø volume 100 days (pcs.)	223.64 USD (1)
Ø price 250 days Ø volume 250 days (pcs.)	214.95 USD (6)
YTD High date	238.27 USD (2024/04/05)
YTD Low date	209.00 USD (2024/07/08)
52 Weeks High date	238.27 USD (2024/04/05)
52 Weeks Low date	205.45 USD (2023/07/21)

Arbitrage views

Exchange ⊕	Date	Time	Price	Trading volume (mio.)	Number of trades
Tradegate	2024/07/26	22:26	173.30 EUR	0.00	2
Stuttgart	2024/07/26	15:08	170.40 EUR	0.00	10
Munich	2024/07/26	08:04	168.80 EUR	0.00	2
London Stock Exchange European Trade Reporting	2024/07/26	17:30	170.45 EUR	0.00	2
Frankfurt	2024/	08:03	167.20 EUR	0.00	2

	07/26					
FINRA other OTC Issues	2024/ 07/08	17:15	209.00 USD	0.02		1
Euronext Paris	2024/ 07/26	17:35	172.80 EUR	5.38		1,233
Euronext Milan MTF Trading After Hours	-	-	-	0.00		-
Duesseldorf	2024/ 07/26	08:11	168.10 EUR	0.00		3
Berlin	2024/ 07/26	08:04	167.30 EUR	0.00		3

Company profile

Company Logo



Contact Details

SOPRA STERIA GROUP SA

--

9 bis rue de Presbourg - 75116 Paris

Telefon: +33 01 40 67 29 29

Fax: +33 01 40 67 29 30

E-mail: -

Company Profile

Board of directors

Pierre Pasquier	Chairman of Supervisory Board
Marie-Hélène Rigal-Drogerys	Member of Supervisory Board
André Einaudi	Member of Supervisory Board
Astrid Anciaux	Member of Supervisory Board
David Elmalem	Member of Supervisory Board
Eric Hayat	Member of Supervisory Board
Eric Pasquier	Member of Supervisory Board
Hélène Badosa	Member of Supervisory Board
Jean-Luc Placet	Member of Supervisory Board
Jessica Scale	Member of Supervisory Board
Kathleen Clark-Bracco	Member of Supervisory Board
Michael Gollner	Member of Supervisory Board
Noëlle Lenoir	Member of Supervisory Board
Pascal Daloz	Member of Supervisory Board
Rémy Wéber	Member of Supervisory Board
Sonia Criseo	Member of Supervisory Board
Sylvie Rémond	Member of Supervisory Board
Yves de Talhouët	Member of Supervisory Board