

SHOP APOTHEKE EUROPE NV NPV

ISIN: NL0012044747 WKN: A2AR94

Overview

2022/08/10 17:35:23

Price
81.14 EURDifference  -0.73% (-0.60)

General attributes

ISIN	NL0012044747
Symbol	SAE
Exchange	Xetra
Currency	EUR
Sector	Commerce
Security type	Stock
Market cap (m)	1,477 EUR
Benchmark	AMSTERDAM EXCHANGES INDEX

Market data

Bid (Bid size)	-
Ask (Ask size)	-
Open	80.02 EUR
High	83.04 EUR
Low	80.00 EUR
Close (prev. day)	81.74 EUR
VWAP	81.61364 EUR
Volume (pcs)	105,994
Trading volume	8,650,555.92
Number of trades	3,120
Last size	22,655

Futures and Options











Related Futures	-
Related Options	737

5y



Information about previous performance does not guarantee future performance.
Source: FactSet

Recent research

on sector		on market	
Date		Headline	Download
2022/08/08		Global Equity Ratings	
2022/08/08		Aktienempfehlungen Global	
2022/07/25		Global Equity Ratings	
2022/07/25		Aktienempfehlungen Global	
2022/07/19		Aktienempfehlungen Global	

Details

2022/08/10 17:35:23

Price

81.14 EUR

Difference  -0.73% (-0.60)

General attributes

ISIN	NL0012044747
Symbol	SAE
Exchange	Xetra
Currency	EUR
Sector	Commerce
Security type	Stock
Market cap (m)	1,477 EUR
Benchmark	AMSTERDAM EXCHANGES INDEX

Market data

Bid (Bid size)	-
Ask (Ask size)	-
Open	80.02 EUR
High	83.04 EUR
Low	80.00 EUR
Close (prev. day)	81.74 EUR
VWAP	81.61364 EUR
Volume (pcs)	105,994
Trading volume	8,650,555.92
Number of trades	3,120
Last size	22,655

Performance and Risk

	6m	1y	3y
Perf (%)	-24.66%	-39.63%	+128.56%
Perf (abs.)	-26.56	-53.26	+45.64
Beta	1.37	1.35	0.83
Volatility	83.95	72.01	63.85

5y



Information about previous performance does not guarantee future performance.

Source: FactSet

Price data

Ø price 5 days Ø volume 5 days (pcs.)	87.41 EUR (115,968)
Ø price 30 days Ø volume 30 days (pcs.)	91.15 EUR (85,361)
Ø price 100 days Ø volume 100 days (pcs.)	87.13 EUR (99,875)
Ø price 250 days Ø volume 250 days (pcs.)	109.44 EUR (92,955)
YTD High date	117.70 EUR (2022/02/02)
YTD Low date	65.28 EUR (2022/04/25)
52 Weeks High date	165.70 EUR (2021/11/30)
52 Weeks Low date	65.28 EUR (2022/04/25)

Arbitrage views

Exchange 	Date	Time	Price	Trading volume (mio.)	Number of trades
Xetra	2022/08/10	17:35	81.14 EUR	8.65	3,120
Vienna Stock Exchange	2022/08/10	17:32	81.48 EUR	0.00	1
Tradegate	2022/08/11	08:19	81.58 EUR	0.01	4
Stuttgart	2022/08/11	08:15	81.34 EUR	0.00	1
Munich	2022/08/11	08:04	81.90 EUR	0.00	1

	08/11						
London Stock Exchange European Trade Reporting	2022/ 08/10	17:30	80.96	EUR	0.00		2
Hanover	2022/ 08/11	08:15	81.24	EUR	0.00		1
Hamburg	2022/ 08/11	08:15	81.24	EUR	0.00		1
Frankfurt	2022/ 08/11	08:02	81.24	EUR	0.00		1
FINRA other OTC Issues	2022/ 05/11	17:07	87.95	USD	0.01		1
Duesseldorf	2022/ 08/11	08:10	81.22	EUR	0.00		1
Berlin	2022/ 08/11	08:07	81.46	EUR	0.00		1

Company profile

Company Logo

<https://>

Contact Details

SHOP APOTHEKE EUROPE NV

--

Erik de Rodeweg 11/13 - 5975 WD Sevenum

Telefon: -

Fax: -

E-mail: kontakt@shop-apotheke.com

Company Profile

-

Members of Management Board

Stefan Feltens Chairman of Managing Board

Jasper Eenhorst Member of Executive Committee

Marc Fischer Member of Executive Committee

Stephan Weber Member of Executive Committee

Theresa Holler Member of Executive Committee

Board of directors

Björn H. Söder Chairman of Supervisory Board

Frank Köhler Member of Supervisory Board

Henriette Peucker Member of Supervisory Board

Jaska Marianne de Bakker Member of Supervisory Board

Jérôme Cochet Member of Supervisory Board