

ENERGY FUELS INC.

ISIN: CA2926717083 WKN: 292671708

Overview

2024/06/21 22:00:00

Price
8.30 CADDifference  -0.60% (-0.05)

General attributes

ISIN	CA2926717083
Symbol	UUUU
Exchange	Toronto Stock Exchange
Currency	CAD
Sector	Energy / Commodities
Security type	Stock
Market cap (m)	928 EUR
Benchmark	S&P 500

Market data

Bid (Bid size)	8.28 CAD (100)
Ask (Ask size)	8.40 CAD (300)
Open	8.30 CAD
High	8.43 CAD
Low	8.13 CAD
Close (prev. day)	8.35 CAD
VWAP	8.279761 CAD
Volume (pcs)	503,994
Trading volume	4,172,950.11
Number of trades	1,827
Last size	100

Futures and Options











Related Futures	-
Related Options	-

5y



Information about previous performance does not guarantee future performance.
Source: FactSet

Recent research

on sector		on market	
Date		Headline	Download
2024/06/21		Global Equity Ratings	
2024/06/21		Aktienempfehlungen Global	
2024/06/14		Equity Weekly	
2024/06/14		Global Equity Ratings	
2024/06/14		Aktienempfehlungen Global	

Details

2024/06/21 22:00:00

Price
8.30 CAD

Difference  -0.60% (-0.05)

General attributes

ISIN	CA2926717083
Symbol	UUUU
Exchange	Toronto Stock Exchange
Currency	CAD
Sector	Energy / Commodities
Security type	Stock
Market cap (m)	928 EUR
Benchmark	S&P 500

Market data

Bid (Bid size)	8.28 CAD (100)
Ask (Ask size)	8.40 CAD (300)
Open	8.30 CAD
High	8.43 CAD
Low	8.13 CAD
Close (prev. day)	8.35 CAD
VWAP	8.279761 CAD
Volume (pcs)	503,994
Trading volume	4,172,950.11
Number of trades	1,827
Last size	100

Performance and Risk

	6m	1y	3y
Perf (%)	-17.50%	-0.95%	+7.65%
Perf (abs.)	-1.76	-0.08	+0.59
Beta	1.11	1.08	1.87
Volatility	48.60	48.69	63.77

5y



Information about previous performance does not guarantee future performance.
Source: FactSet

Price data

Ø price 5 days Ø volume 5 days (pcs.)	8.32 CAD (277,864)
Ø price 30 days Ø volume 30 days (pcs.)	8.65 CAD (365,773)
Ø price 100 days Ø volume 100 days (pcs.)	8.53 CAD (397,937)
Ø price 250 days Ø volume 250 days (pcs.)	9.31 CAD (377,889)
YTD High date	11.02 CAD (2024/02/01)
YTD Low date	7.10 CAD (2024/04/30)
52 Weeks High date	12.17 CAD (2023/09/26)
52 Weeks Low date	7.10 CAD (2024/04/30)

Arbitrage views

Exchange 	Date	Time	Price	Trading volume (mio.)	Number of trades
Tradegate	2024/06/21	22:26	5.674 EUR	0.07	18
Toronto Stock Exchange	2024/06/21	22:00	8.30 CAD	4.17	1,827
Stuttgart	2024/06/21	21:53	5.644 EUR	0.00	13
NYSE MKT	2024/06/21	22:00	6.07 USD	27.20	13,958
Munich	2024/06/21	08:00	5.662 EUR	0.00	2

	21					
London Stock Exchange	2024/05/29	15:30	9.2099 CAD	0.03		1
Frankfurt	2024/06/21	08:00	5.66 EUR	0.00		1
Duesseldorf	2024/06/21	19:32	5.56 EUR	0.00		7
Berlin	2024/06/21	08:08	5.66 EUR	0.00		3

Company profile

Company Logo



Contact Details

ENERGY FUELS INC.

--

Telefon: -

Fax: -

E-mail: -

Company Profile

-

Members of Management Board

Mark S. Chalmers Chairman of Managing Board

Curtis H. Moore Member of Executive Committee

David C. Frydenlund Member of Executive Committee

Board of directors

James Bovaird Chairman of Supervisory Board

Ivy Estabrooke Member of Supervisory Board

Alexander Morrison Member of Supervisory Board

Barbara Filas Member of Supervisory Board

Benjamin Eshleman Member of Supervisory Board

Bruce Hansen Member of Supervisory Board

Dennis Higgs Member of Supervisory Board

Jaqueline Herrera Member of Supervisory Board

Robert Kirkwood Member of Supervisory Board