

AC IMMUNE SA

ISIN: CH0329023102

WKN: H00263105

Overview

2024/06/21 08:10:06

Price

3.735 EUR

Difference  0.67% (0.03)

General attributes

ISIN CH0329023102

Symbol ACIU

Exchange Frankfurt

Currency EUR

Sector Chemical / Pharmaceutical / Health

Security type Stock

Market cap (m) 375 EUR

Benchmark SWISS MARKET INDEX

Market data

Bid (Bid size) -

Ask (Ask size) -

Open 3.735 EUR

High 3.735 EUR

Low 3.735 EUR

Close (prev. day) 3.71 EUR

VWAP 3.715 EUR

Volume (pcs) 0

Trading volume 0.00

Number of trades 2

Last size 0

Futures and Options

Related Futures -

Related Options -











5y



Information about previous performance does not guarantee future performance.

Source: FactSet

Recent research

on sector		on market	
Date		Headline	Download
2024/06/21		Global Equity Ratings	
2024/06/21		Aktienempfehlungen Global	
2024/06/14		Equity Weekly	
2024/06/14		Global Equity Ratings	
2024/06/14		Aktienempfehlungen Global	

Details

2024/06/21 08:10:06

Price

3.735 EUR

Difference ▲ 0.67% (0.03)

General attributes

ISIN	CH0329023102
Symbol	ACIU
Exchange	Frankfurt
Currency	EUR
Sector	Chemical / Pharmaceutical / Health
Security type	Stock
Market cap (m)	375 EUR
Benchmark	SWISS MARKET INDEX

Market data

Bid (Bid size)	-
Ask (Ask size)	-
Open	3.735 EUR
High	3.735 EUR
Low	3.735 EUR
Close (prev. day)	3.71 EUR
VWAP	3.715 EUR
Volume (pcs)	0
Trading volume	0.00
Number of trades	2
Last size	0

Performance and Risk

	6m	1y	3y
Perf (%)	-1.71%	+103.65%	-43.11%
Perf (abs.)	-0.07	+1.90	-2.83
Beta	1.07	0.80	0.91
Volatility	96.83	96.68	81.08

5y



Information about previous performance does not guarantee future performance.

Source: FactSet

Price data

Ø price 5 days Ø volume 5 days (pcs.)	3.763 EUR (2,067)
Ø price 30 days Ø volume 30 days (pcs.)	3.698 EUR (4,024)
Ø price 100 days Ø volume 100 days (pcs.)	3.031 EUR (2,335)
Ø price 250 days Ø volume 250 days (pcs.)	3.005 EUR (1,815)
YTD High date	4.730 EUR (2024/06/07)
YTD Low date	2.060 EUR (2024/04/26)
52 Weeks High date	4.730 EUR (2024/06/07)
52 Weeks Low date	1.698 EUR (2023/06/26)

All listings for AC IMMUNE SA

Exchange	Date	Time	Price	Trading volume (mio.)	Number of trades
Tradegate	2024/06/21	22:26	3.775 EUR	0.02	9
Stuttgart	2024/06/21	21:53	3.70 EUR	0.00	7
Nasdaq	2024/06/21	22:00	4.05 USD	2.83	1,413
Munich	2024/06/21	08:04	3.855 EUR	0.00	1
Frankfurt	2024/06/21	08:10	3.735 EUR	0.00	2
Duesseldorf	2024/06/21	19:31	3.765 EUR	0.00	7
Berlin	2024/06/21	20:30	3.845 EUR	0.00	18

Company profile

Company Logo

Contact Details

AC IMMUNE

--

Telefon: -

Fax: -

E-mail: -

Company Profile

-