


CAD/JPY FUTURES FUTURES (WITH HUF SETTLEMENT) (CAD-JPY) - BUD/C1

2019/12/13 19:52:01

Price
83.06 JPY

Difference  0.44% (0.36)

General attributes

Symbol CAD/JPYC1

Exchange Budapest Stock Exchange

Currency JPY

Security type Future

Underlying CANADIAN DOLLAR / JAPANESE YEN (CAD/JPY)

Maturity 08-2024

Contract size 1,000

Market data

Bid (Bid size) 95.64 JPY (50)

Ask (Ask size) 98.02 JPY (50)

Open 83.06 JPY

High 83.06 JPY

Low 83.06 JPY

Close (prev. day) 82.70 JPY

Underlying CANADIAN DOLLAR / JAPANESE YEN (CAD/JPY)

Underlying price (date) 111.113 (24/07/26)

Settlement price (date) - (-)

Open Interest 0

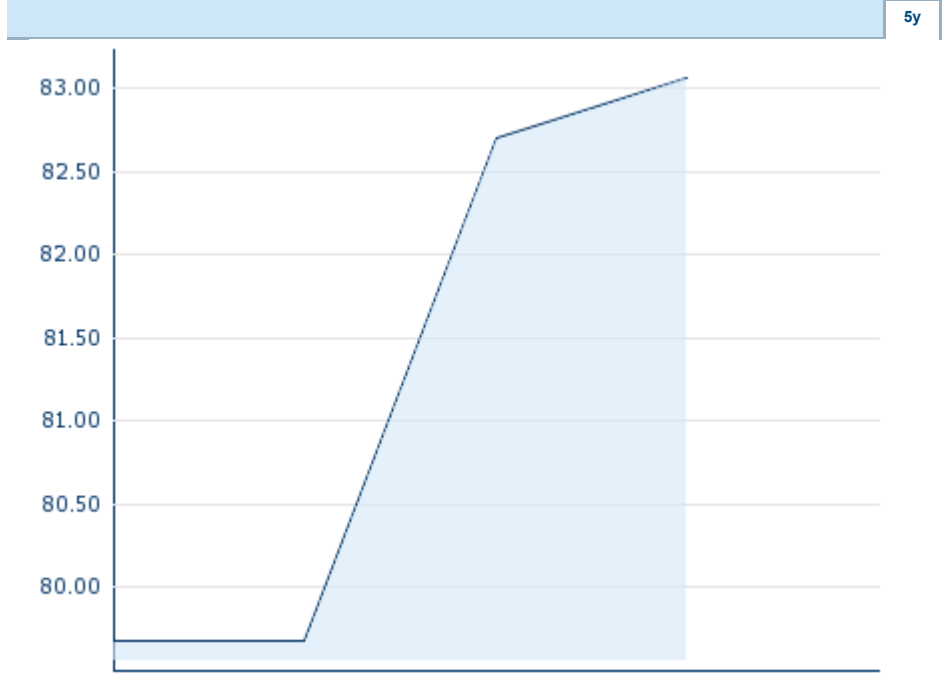
Performance and Risk

	6m	1y	3y
Perf (%)	-	-	-
Perf (abs.)	-	-	-
Beta	-	-	-
Volatility	-	-	-

Futures and Options

Related Futures -

Related Options 150



Information about previous performance does not guarantee future performance.
 Source: FactSet

Price data

Ø price 5 days | Ø volume 5 days (pcs.) - JPY (-)

Ø price 30 days | Ø volume 30 days (pcs.) - JPY (-)

Ø price 100 days | Ø volume 100 days (pcs.) - JPY (-)

Ø price 250 days | Ø volume 250 days (pcs.) - JPY (-)

YTD High | date - JPY (-)





YTD Low | date - JPY (-)

52 Weeks High | date - JPY (-)

52 Weeks Low | date - JPY (-)

Recent Research

on market

Date	Headline	Download
2024/07/25	 CEE Special Report Can we work more for longer?	
2024/07/22	 CEE Baltics Economic performance further diverges	
2024/07/22	 Märkte preisen Trump noch nicht ein	
2024/07/22	 Will Hungarian central bank pause or continue with monetary easing?	
2024/07/18	 Western Balkan and the EU - who is ready?	