

## SALAZAR RESOURCES LTD.

ISIN: CA7940071045 WKN: -

## Overview

2024/07/26 21:20:19

Price  
0.07 CADDifference  0.00% (0.00)

## General attributes

ISIN	CA7940071045
Symbol	SRL
Exchange	TSX Venture Exchange
Currency	CAD
Sector	Energy / Commodities
Security type	Stock
Market cap (m)	10 EUR
Benchmark	S&P/TSX 60 INDEX

## Market data

Bid (Bid size)	0.065 CAD (85,000)
Ask (Ask size)	0.075 CAD (93,000)
Open	0.07 CAD
High	0.07 CAD
Low	0.07 CAD
Close (prev. day)	0.07 CAD
VWAP	0.07 CAD
Volume (pcs)	118,000
Trading volume	8,260.00
Number of trades	9
Last size	34,000

## Futures and Options









Related Futures	-
Related Options	-

5y



Information about previous performance does not guarantee future performance.  
Source: FactSet

## Recent research

on sector			
Date		Headline	Download
2024/07/26		Equity Weekly	
2024/07/24		Global Equity Ratings	
2024/07/24		Aktienempfehlungen Global	
2024/07/15		Aktienempfehlungen Global	
2024/07/12		Equity Weekly	

## Details

2024/07/26 21:20:19

## Price

0.07 CAD

Difference ➔ 0.00% (0.00)

## General attributes

ISIN	CA7940071045
Symbol	SRL
Exchange	TSX Venture Exchange
Currency	CAD
Sector	Energy / Commodities
Security type	Stock
Market cap (m)	10 EUR
Benchmark	S&P/TSX 60 INDEX

## Market data

Bid (Bid size)	0.065 CAD (85,000)
Ask (Ask size)	0.075 CAD (93,000)
Open	0.07 CAD
High	0.07 CAD
Low	0.07 CAD
Close (prev. day)	0.07 CAD
VWAP	0.07 CAD
Volume (pcs)	118,000
Trading volume	8,260.00
Number of trades	9
Last size	34,000

## Performance and Risk

	6m	1y	3y
Perf (%)	-12.50%	-12.50%	-80.00%
Perf (abs.)	-0.01	-0.01	-0.28
Beta	0.71	1.15	1.50
Volatility	96.17	108.51	95.87

5y



Information about previous performance does not guarantee future performance.  
Source: FactSet

## Price data

Ø price 5 days   Ø volume 5 days (pcs.)	0.07 CAD (59,120)
Ø price 30 days   Ø volume 30 days (pcs.)	0.08 CAD (122,441)
Ø price 100 days   Ø volume 100 days (pcs.)	0.08 CAD (188,735)
Ø price 250 days   Ø volume 250 days (pcs.)	0.07 CAD (164,202)
YTD High   date	0.12 CAD (2024/04/26)
YTD Low   date	0.05 CAD (2024/01/03)
52 Weeks High   date	0.12 CAD (2024/04/26)
52 Weeks Low   date	0.05 CAD (2023/10/02)

## All listings for SALAZAR RESOURCES LTD.

Exchange <span>⊕</span>	Date	Time	Price	Trading volume (mio.)	Number of trades
TSX Venture Exchange	2024/07/26	21:20	0.07 CAD	0.01	9
Stuttgart	2024/07/26	11:05	0.044 EUR	0.00	4
Munich	2024/07/26	08:02	0.043 EUR	0.00	1
Frankfurt	2024/07/26	08:15	0.0455 EUR	0.00	2
FINRA other OTC	2024/07/26	15:59	0.0547 USD	0.00	1



## Company profile

### Company Logo



### Company Profile

-

### Contact Details

SALAZAR RESOURCES

--

-- - Vancouver

Telefon: -

Fax: -

E-mail: -