

# HONEYWELL INTERNATIONAL INC.

ISIN: **US4385161066** WKN: **438516106**

## Overview

2024/08/16 09:46:36

**Price**  
180.78 EUR

**Difference**  0.03% (0.06)

### General attributes

ISIN	US4385161066
Symbol	HON
Exchange	Stuttgart
Currency	EUR
Sector	Other
Security type	Stock
Market cap (m)	117,528 EUR
Benchmark	S&P 500

### Market data

Bid (Bid size)	- (0)
Ask (Ask size)	- (0)
Open	179.24 EUR
High	180.78 EUR
Low	179.24 EUR
Close (prev. day)	180.72 EUR
VWAP	-
Volume (pcs)	1
Trading volume	180.00
Number of trades	4
Last size	1

### Futures and Options








Related Futures	14
Related Options	-

5y



Information about previous performance does not guarantee future performance.  
Source: FactSet

### Recent research

on sector		on market	
Date		Headline	Download
2024/08/16		Equity Weekly	
2024/08/13		Aktienempfehlungen Österreich	
2024/08/12		Global Equity Ratings	
2024/08/12		Aktienempfehlungen Global	
2024/08/09		Equity Weekly	

## Details

2024/08/16 09:46:36

## Price

180.78 EUR

Difference ▲ 0.03% (0.06)

## General attributes

ISIN	US4385161066
Symbol	HON
Exchange	Stuttgart
Currency	EUR
Sector	Other
Security type	Stock
Market cap (m)	117,528 EUR
Benchmark	S&P 500

## Market data

Bid (Bid size)	- (0)
Ask (Ask size)	- (0)
Open	179.24 EUR
High	180.78 EUR
Low	179.24 EUR
Close (prev. day)	180.72 EUR
VWAP	-
Volume (pcs)	1
Trading volume	180.00
Number of trades	4
Last size	1

## Performance and Risk

	6m	1y	3y
Perf (%)	-1.02%	+5.18%	-8.79%
Perf (abs.)	-1.86	+8.90	-17.42
Beta	0.50	0.64	0.77
Volatility	18.49	17.87	20.32

5y



Information about previous performance does not guarantee future performance.  
Source: FactSet

## Price data

Ø price 5 days   Ø volume 5 days (pcs.)	179.86 EUR (0)
Ø price 30 days   Ø volume 30 days (pcs.)	190.02 EUR (7)
Ø price 100 days   Ø volume 100 days (pcs.)	188.33 EUR (13)
Ø price 250 days   Ø volume 250 days (pcs.)	183.06 EUR (18)
YTD High   date	201.95 EUR (2024/06/24)
YTD Low   date	177.82 EUR (2024/04/18)
52 Weeks High   date	201.95 EUR (2024/06/24)
52 Weeks Low   date	166.54 EUR (2023/10/27)

## All listings for HONEYWELL INTERNATIONAL INC.

Exchange <span>⊕</span>	Date	Time	Price	Trading volume (mio.)	Number of trades
Xetra	2024/08/16	17:35	180.10 EUR	0.02	5
Vienna Stock Exchange	2024/08/16	17:32	180.10 EUR	0.00	5
Tradegate	2024/08/16	22:26	180.06 EUR	0.12	14
Stuttgart	2024/08/16	09:46	180.78 EUR	0.00	4
Nasdaq	2024/	22:00	198.50 USD	557.56	39,302

	08/16					
Munich	2024/ 08/16	08:00	179.16	EUR	0.00	2
Hanover	2024/ 08/16	08:01	179.22	EUR	0.00	3
Hamburg	2024/ 08/16	08:01	179.20	EUR	0.00	3
Frankfurt	2024/ 08/16	17:56	180.02	EUR	0.03	7
Euronext Milan MTF Trading After Hours	2024/ 05/07	20:25	184.42	EUR	0.00	1
Euronext Milan MTF Global Equity Market	2024/ 08/16	17:55	180.20	EUR	0.00	1
Duesseldorf	2024/ 08/16	19:30	180.40	EUR	0.00	6
Berlin	2024/ 08/16	08:12	180.00	EUR	0.00	3

## Company profile

### Company Logo



### Contact Details

HONEYWELL INTERNATIONAL INC.

- -

855 South Mint Street - 28202 Charlotte

Telefon: +1-704-627-6200

Fax: +

E-mail: [info@honeywell.com](mailto:info@honeywell.com)

### Company Profile

-

#### Members of Management Board

D. Davis Member of Board of Directors

Deborah Ale-Flint Member of Board of Directors

Duncan Angove Member of Board of Directors

Grace Lieblein Member of Board of Directors

Kevin Burke Member of Board of Directors

Michael Lamach Member of Board of Directors

Robin Washington Member of Board of Directors

Robin Watson Member of Board of Directors

Rose Lee Member of Board of Directors

William Ayer Member of Board of Directors

Vimal Kapur Chairman of Managing Board

Darius Adamczyk Member of Executive Committee

Greg Lewis Member of Executive Committee

John Waldron Member of Executive Committee

Karen Mattimore Member of Executive Committee

Suresh Venkatarayalu Member of Executive Committee

Torsten Pilz Member of Executive Committee