

METALLIC MINERALS CORP

ISIN: CA59126M1068 WKN: -

Overview

2024/07/26 08:05:14

Price
0.1405 EURDifference  2.55% (0.00)

General attributes

ISIN	CA59126M1068
Symbol	MMG
Exchange	Frankfurt
Currency	EUR
Sector	Energy / Commodities
Security type	Stock
Market cap (m)	28 EUR
Benchmark	S&P/TSX 60 INDEX

Market data

Bid (Bid size)	-
Ask (Ask size)	-
Open	0.1405 EUR
High	0.1405 EUR
Low	0.1405 EUR
Close (prev. day)	0.137 EUR
VWAP	0.137 EUR
Volume (pcs)	0
Trading volume	0.00
Number of trades	2
Last size	0

Futures and Options











Related Futures	-
Related Options	-

5y



Information about previous performance does not guarantee future performance.
Source: FactSet

Recent research

on sector	Date	Headline	Download
	2024/07/26	 Equity Weekly	
	2024/07/24	 Global Equity Ratings	
	2024/07/24	 Aktienempfehlungen Global	
	2024/07/15	 Aktienempfehlungen Global	
	2024/07/12	 Equity Weekly	

Details

2024/07/26 08:05:14

Price
0.1405 EUR

Difference ▲ 2.55% (0.00)

General attributes

ISIN	CA59126M1068
Symbol	MMG
Exchange	Frankfurt
Currency	EUR
Sector	Energy / Commodities
Security type	Stock
Market cap (m)	28 EUR
Benchmark	S&P/TSX 60 INDEX

Market data

Bid (Bid size)	-
Ask (Ask size)	-
Open	0.1405 EUR
High	0.1405 EUR
Low	0.1405 EUR
Close (prev. day)	0.137 EUR
VWAP	0.137 EUR
Volume (pcs)	0
Trading volume	0.00
Number of trades	2
Last size	0

Performance and Risk

	6m	1y	3y
Perf (%)	-19.94%	-38.11%	-47.38%
Perf (abs.)	-0.04	-0.09	-0.13
Beta	0.12	0.42	0.92
Volatility	147.61	137.89	126.66

5y



Information about previous performance does not guarantee future performance.
Source: FactSet

Price data

Ø price 5 days Ø volume 5 days (pcs.)	0.1445 EUR (800)
Ø price 30 days Ø volume 30 days (pcs.)	0.1841 EUR (4,391)
Ø price 100 days Ø volume 100 days (pcs.)	0.2007 EUR (3,344)
Ø price 250 days Ø volume 250 days (pcs.)	0.2097 EUR (2,027)
YTD High date	0.2700 EUR (2024/05/29)
YTD Low date	0.1370 EUR (2024/07/25)
52 Weeks High date	0.3070 EUR (2023/10/18)
52 Weeks Low date	0.1370 EUR (2024/07/25)

All listings for METALLIC MINERALS CORP

Exchange ⊕	Date	Time	Price	Trading volume (mio.)	Number of trades
Tradegate	2024/07/26	22:26	0.1635 EUR	0.00	10
TSX Venture Exchange	2024/07/26	21:58	0.24 CAD	0.01	18
Stuttgart	2024/07/26	11:05	0.1465 EUR	0.00	3
Frankfurt	2024/07/26	08:05	0.1405 EUR	0.00	2
FINRA other OTC	2024/07/26	21:58	0.1733 USD	0.02	32

Issues	26						
Berlin	2024/07/26	20:48	0.1615	EUR	0.00		21

Company profile

Company Logo



Company Profile

-

Contact Details

METALLIC MINERALS CORP

--

Telefon: -

Fax: -

E-mail: -