

MAGELLAN FINANCIAL GROUP LTD.

ISIN: **AU000000MFG4** WKN: **MFG**

Overview

2024/10/18 08:24:26

Price
6.85 EURDifference  0.74% (0.05)

General attributes

ISIN	AU000000MFG4
Symbol	MFG
Exchange	Frankfurt
Currency	EUR
Sector	Financial
Security type	Stock
Market cap (m)	1,245 EUR
Benchmark	ASX ALL ORDINARIES INDEX

Market data

Bid (Bid size)	-
Ask (Ask size)	-
Open	6.85 EUR
High	6.85 EUR
Low	6.85 EUR
Close (prev. day)	6.80 EUR
VWAP	5.70 EUR
Volume (pcs)	0
Trading volume	0.00
Number of trades	2
Last size	0

Futures and Options

Related Futures	-
Related Options	-




5y



Information about previous performance does not guarantee future performance.
Source: FactSet

Recent research

on sector

Date	Headline	Download
2024/10/14	 Aktienempfehlungen Österreich	
2024/09/27	 Global Equity Ratings	
2024/09/27	 Aktienempfehlungen Global	
2024/09/23	 Aktienempfehlungen Österreich	
2024/09/11	 Global Equity Ratings	

Details

2024/10/18 08:24:26

Price

6.85 EUR

Difference ▲ 0.74% (0.05)

General attributes

ISIN	AU000000MFG4
Symbol	MFG
Exchange	Frankfurt
Currency	EUR
Sector	Financial
Security type	Stock
Market cap (m)	1,245 EUR
Benchmark	ASX ALL ORDINARIES INDEX

Market data

Bid (Bid size)	-
Ask (Ask size)	-
Open	6.85 EUR
High	6.85 EUR
Low	6.85 EUR
Close (prev. day)	6.80 EUR
VWAP	5.70 EUR
Volume (pcs)	0
Trading volume	0.00
Number of trades	2
Last size	0

Performance and Risk

	6m	1y	3y
Perf (%)	+29.25%	+73.86%	-68.58%
Perf (abs.)	+1.55	+2.91	-14.95
Beta	1.57	1.46	1.61
Volatility	40.01	39.99	58.94

5y



Information about previous performance does not guarantee future performance.

Source: FactSet

Price data

Ø price 5 days Ø volume 5 days (pcs.)	6.61 EUR (0)
Ø price 30 days Ø volume 30 days (pcs.)	5.96 EUR (83)
Ø price 100 days Ø volume 100 days (pcs.)	5.65 EUR (49)
Ø price 250 days Ø volume 250 days (pcs.)	5.34 EUR (37)
YTD High date	6.85 EUR (2024/10/18)
YTD Low date	4.74 EUR (2024/02/28)
52 Weeks High date	6.85 EUR (2024/10/18)
52 Weeks Low date	3.64 EUR (2023/10/26)

Arbitrage views

Exchange ⊕	Date	Time	Price	Trading volume (mio.)	Number of trades
Tradegate	2024/10/18	22:26	6.95 EUR	0.00	1
Stuttgart	2024/10/18	08:07	6.95 EUR	0.00	3
Munich	2024/10/18	08:05	6.95 EUR	0.00	2
Frankfurt	2024/10/18	08:24	6.85 EUR	0.00	2
FINRA other OTC	2024/07/16	16:37	6.40 USD	0.00	2

Issues	10					
Duesseldorf	2024/10/18	19:30	6.85 EUR	0.00		7
Australian Securities Exchange	2024/10/18	07:10	11.26 AUD	7.12		4,909

Company profile

Company Logo



Company Profile

-

Contact Details

MAGELLAN FINANCIAL GROUP

--

Telefon: -

Fax: -

E-mail: -