

UNIPER SE

ISIN: DE000UNSE026

WKN: UNSE02

Overview

2024/04/26 17:36:00

Price
52.20 EURDifference  3.16% (1.60)

General attributes

ISIN	DE000UNSE026
Symbol	UN0
Exchange	Xetra
Currency	EUR
Sector	Utilities
Security type	Stock
Market cap (m)	21,740 EUR
Benchmark	GERMANY DAX

Market data

Bid (Bid size)	-
Ask (Ask size)	-
Open	50.04 EUR
High	52.24 EUR
Low	50.04 EUR
Close (prev. day)	50.60 EUR
VWAP	51.3662 EUR
Volume (pcs)	4,960
Trading volume	254,776.34
Number of trades	173
Last size	331

Futures and Options





Related Futures	9
Related Options	-

5y



Information about previous performance does not guarantee future performance.
Source: FactSet

Recent research

on sector		on market	
Date		Headline	Download
2024/04/26		Global Equity Ratings	
2024/04/26		Aktienempfehlungen Global	
2024/04/15		Aktienempfehlungen Österreich	
2024/04/03		Global Equity Ratings	
2024/04/03		Aktienempfehlungen Global	

Details

2024/04/26 17:36:00

Price

52.20 EUR

Difference ▲ 3.16% (1.60)

General attributes

ISIN	DE000UNSE026
Symbol	UN0
Exchange	Xetra
Currency	EUR
Sector	Utilities
Security type	Stock
Market cap (m)	21,740 EUR
Benchmark	GERMANY DAX

Market data

Bid (Bid size)	-
Ask (Ask size)	-
Open	50.04 EUR
High	52.24 EUR
Low	50.04 EUR
Close (prev. day)	50.60 EUR
VWAP	51.3662 EUR
Volume (pcs)	4,960
Trading volume	254,776.34
Number of trades	173
Last size	331

Performance and Risk

	6m	1y	3y
Perf (%)	-38.21%	-28.55%	-91.36%
Perf (abs.)	-32.28	-20.86	-552.20
Beta	1.65	0.38	1.16
Volatility	57.94	74.12	82.04

5y



Information about previous performance does not guarantee future performance.
Source: FactSet

Price data

Ø price 5 days Ø volume 5 days (pcs.)	50.93 EUR (5,630)
Ø price 30 days Ø volume 30 days (pcs.)	51.92 EUR (5,448)
Ø price 100 days Ø volume 100 days (pcs.)	58.16 EUR (11,100)
Ø price 250 days Ø volume 250 days (pcs.)	84.59 EUR (18,346)
YTD High date	66.28 EUR (2024/01/10)
YTD Low date	49.20 EUR (2024/04/24)
52 Weeks High date	161.00 EUR (2023/06/01)
52 Weeks Low date	49.20 EUR (2024/04/24)

Arbitrage views

Exchange ⊕	Date	Time	Price	Trading volume (mio.)	Number of trades
Xetra	2024/04/26	17:36	52.20 EUR	0.25	173
Vienna Stock Exchange	2024/04/26	17:32	52.02 EUR	0.00	3
Tradegate	2024/04/26	22:26	51.96 EUR	0.04	46
Stuttgart	2024/04/26	21:45	51.80 EUR	0.02	69
SIX Swiss Exchange	2020/	05:55	576.80 CHF	0.00	1

	04/01					
Munich	2024/ 04/26	20:20	52.36 EUR	0.00		3
London Stock Exchange European Trade Reporting	2024/ 04/26	17:30	52.08 EUR	0.00		2
Hanover	2024/ 04/26	08:16	50.64 EUR	0.00		3
Hamburg	2024/ 04/26	10:10	50.70 EUR	0.00		2
Frankfurt	2024/ 04/26	13:36	51.16 EUR	0.01		8
FINRA other OTC Issues	2024/ 04/17	17:31	54.24 USD	0.01		2
Euronext Milan MTF Trading After Hours	2024/ 04/26	17:44	51.06 EUR	0.00		1
Euronext Milan MTF Global Equity Market	2024/ 04/26	17:44	51.06 EUR	0.00		1
Duesseldorf	2024/ 04/26	19:31	51.70 EUR	0.00		5
Bucharest Stock Exchange	2019/ 02/01	17:00	119.80 RON	0.00		1
Berlin	2023/ 12/19	08:53	68.61 EUR	0.00		2
Berlin	2024/ 04/26	09:03	50.02 EUR	0.00		2

Company profile

Company Logo

Contact Details

UNIPER SE

--

Holzstrasse 6 - 40221 Düsseldorf

Telefon: +49-211-4579-4425

Fax: +

E-mail: info@uniper.energy

Company Profile

-

Members of Management Board

Dr. Klaus-Dieter Maubach	Chairman of Managing Board
Jutta A. Dönges	Member of Executive Committee
David Bryson	Member of Executive Committee
Niek den Hollander	Member of Executive Committee

Board of directors

Thomas Blades	Chairman of Supervisory Board
Ines Zenke	Member of Supervisory Board
Marcus Schenck	Member of Supervisory Board
Werner Brinker	Member of Supervisory Board
Diana Kirschner	Member of Supervisory Board
Harald Seegatz	Member of Supervisory Board
Holger Grzella	Member of Supervisory Board
Immo Schlepper	Member of Supervisory Board
Judith Buss	Member of Supervisory Board
Magnus Notini	Member of Supervisory Board
Victoria Kulambi	Member of Supervisory Board