

KID ASA

ISIN: NO0010743545

WKN: -

Overview

2024/07/16 18:00:00

Price
138.80 NOKDifference  -4.93% (-7.20)

General attributes

ISIN	NO0010743545
Symbol	KID
Exchange	First North Stockholm
Currency	NOK
Sector	Commerce
Security type	Stock
Market cap (m)	478 EUR
Benchmark	NORWAY OSLO BORS ALL SHARE(TRG)

Market data

Bid (Bid size)	134.40 NOK (200)
Ask (Ask size)	139.40 NOK (200)
Open	137.20 NOK
High	138.80 NOK
Low	136.40 NOK
Close (prev. day)	146.00 NOK
VWAP	137.8606 NOK
Volume (pcs)	251
Trading volume	34,603.00
Number of trades	13
Last size	-

Futures and Options











Related Futures	-
Related Options	-



5y

Information about previous performance does not guarantee future performance.
Source: FactSet

Recent research

on sector	Date	Headline	Download
	2024/07/15	 Aktienempfehlungen Global	
	2024/07/12	 Global Equity Ratings	
	2024/06/21	 Equity Weekly	
	2024/06/21	 Global Equity Ratings	
	2024/06/21	 Aktienempfehlungen Global	

Details

2024/07/16 18:00:00

Price

138.80 NOK

Difference ▼ -4.93% (-7.20)

General attributes

ISIN	NO0010743545
Symbol	KID
Exchange	First North Stockholm
Currency	NOK
Sector	Commerce
Security type	Stock
Market cap (m)	478 EUR
Benchmark	NORWAY OSLO BORS ALL SHARE(TRG)

Market data

Bid (Bid size)	134.40 NOK (200)
Ask (Ask size)	139.40 NOK (200)
Open	137.20 NOK
High	138.80 NOK
Low	136.40 NOK
Close (prev. day)	146.00 NOK
VWAP	137.8606 NOK
Volume (pcs)	251
Trading volume	34,603.00
Number of trades	13
Last size	-

Performance and Risk

	6m	1y	3y
Perf (%)	+5.95%	+77.95%	+29.96%
Perf (abs.)	+7.80	+60.80	+32.00
Beta	0.49	0.29	0.32
Volatility	46.59	56.05	46.87



Information about previous performance does not guarantee future performance.
Source: FactSet

Price data

Ø price 5 days Ø volume 5 days (pcs.)	- NOK (-)
Ø price 30 days Ø volume 30 days (pcs.)	145.80 NOK (99)
Ø price 100 days Ø volume 100 days (pcs.)	142.43 NOK (173)
Ø price 250 days Ø volume 250 days (pcs.)	121.21 NOK (101)
YTD High date	157.20 NOK (2024/05/13)
YTD Low date	114.80 NOK (2024/01/03)
52 Weeks High date	157.20 NOK (2024/05/13)
52 Weeks Low date	78.00 NOK (2023/08/14)

Arbitrage views

Exchange <input type="checkbox"/>	Date	Time	Price	Trading volume (mio.)	Number of trades
Tradegate	2024/07/17	22:02	11.58 EUR	0.00	1
Stuttgart	2024/07/18	16:15	11.62 EUR	0.00	8
Munich	2024/07/18	08:11	11.66 EUR	0.00	2
London Stock Exchange	2021/09/29	16:26	117.00 NOK	0.03	1
Frankfurt	2024/07/18	08:27	11.48 EUR	0.00	1

	18					
First North Stockholm	2024/07/ 16	18:00	138.80 NOK	0.03		13
Duesseldorf	2024/07/ 18	08:12	11.56 EUR	0.00		1

Company profile

Company Logo

Kid ASA

Company Profile

-

Contact Details

KID ASA

--

Telefon: -

Fax: -

E-mail: -