

## JOHNSON CONTROLS INTERNATIONAL PLC

ISIN: IE00BY7QL619 WKN: G51502105

## Overview

2024/07/26 08:02:41

Price

62.09 EUR

Difference  -1.13% (-0.71)

## General attributes

ISIN	IE00BY7QL619
Symbol	JCI
Exchange	Munich
Currency	EUR
Sector	Other
Security type	Stock
Market cap (m)	42,695 EUR
Benchmark	MSCI WORLD INDEX (STRD, UHD)

## Market data

Bid (Bid size)	-
Ask (Ask size)	-
Open	62.09 EUR
High	62.09 EUR
Low	62.09 EUR
Close (prev. day)	62.80 EUR
VWAP	66.26212 EUR
Volume (pcs)	0
Trading volume	0.00
Number of trades	1
Last size	0

## Futures and Options











Related Futures	-
Related Options	-

5y



Information about previous performance does not guarantee future performance.  
Source: FactSet

## Recent research

on sector		on market	
Date		Headline	Download
2024/07/26		Equity Weekly	
2024/07/24		Global Equity Ratings	
2024/07/24		Aktienempfehlungen Global	
2024/07/15		Aktienempfehlungen Global	
2024/07/12		Global Equity Ratings	

## Details

2024/07/26 08:02:41

## Price

62.09 EUR

Difference ▼ -1.13% (-0.71)

## General attributes

ISIN	IE00BY7QL619
Symbol	JCI
Exchange	Munich
Currency	EUR
Sector	Other
Security type	Stock
Market cap (m)	42,695 EUR
Benchmark	MSCI WORLD INDEX (STRD, UHD)

## Market data

Bid (Bid size)	-
Ask (Ask size)	-
Open	62.09 EUR
High	62.09 EUR
Low	62.09 EUR
Close (prev. day)	62.80 EUR
VWAP	66.26212 EUR
Volume (pcs)	0
Trading volume	0.00
Number of trades	1
Last size	0

## Performance and Risk

	6m	1y	3y
Perf (%)	+21.94%	+0.50%	+4.70%
Perf (abs.)	+11.17	+0.31	+2.79
Beta	1.28	1.26	1.17
Volatility	20.92	22.38	23.07

5y



Information about previous performance does not guarantee future performance.  
Source: FactSet

## Price data

Ø price 5 days   Ø volume 5 days (pcs.)	63.71 EUR (13)
Ø price 30 days   Ø volume 30 days (pcs.)	63.28 EUR (2)
Ø price 100 days   Ø volume 100 days (pcs.)	61.84 EUR (2)
Ø price 250 days   Ø volume 250 days (pcs.)	55.39 EUR (1)
YTD High   date	67.61 EUR (2024/05/27)
YTD Low   date	48.46 EUR (2024/01/17)
52 Weeks High   date	67.61 EUR (2024/05/27)
52 Weeks Low   date	45.68 EUR (2023/10/24)

## Arbitrage views

Exchange	Date	Time	Price	Trading volume (mio.)	Number of trades
Tradegate	2024/07/26	22:26	63.35 EUR	0.01	2
Stuttgart	2024/07/26	12:01	61.32 EUR	0.00	4
NYSE	2024/07/26	22:00	68.77 USD	329.87	34,879
Munich	2024/07/26	08:02	62.09 EUR	0.00	1
London Stock	2024/07/26	15:34	69.10 USD	0.01	1

Exchange	19						
Frankfurt	2024/07/26	08:20	61.20	EUR	0.00		2
Duesseldorf	2024/07/26	08:10	61.17	EUR	0.00		3
Berlin	2024/07/26	08:08	61.23	EUR	0.00		3

## Company profile

### Company Logo



### Contact Details

JOHNSON CONTROLS INTERNATIONAL  
PLC

--

1 Albert Quay - T12 X8N6 Cork

Telefon: +353-21-423-5000

Fax: +

E-mail: -

### Company Profile

-

#### Members of Management Board

George R. Oliver Chairman of Managing Board

Diane Schwarz Member of Executive Committee

Joanne Birtwistle Member of Executive Committee

John Donofrio Member of Executive Committee

Katie McGinty Member of Executive Committee

Marlon Sullivan Member of Executive Committee

Olivier Leonetti Member of Executive Committee

Vijay Sankaran Member of Executive Committee

#### Board of directors

Ayesha Khanna Member of Supervisory Board

Gretchen Haggerty Member of Supervisory Board

Jean Blackwell Member of Supervisory Board

John Young Member of Supervisory Board

Jürgen Tinggren Member of Supervisory Board

Mark Vergnano Member of Supervisory Board

Pierre Cohade Member of Supervisory Board

Seetarama Kotagiri Member of Supervisory Board

Simone Menne Member of Supervisory Board

Timothy Archer Member of Supervisory Board

Webster Dunbar Member of Supervisory Board