

NEL ASA

ISIN: NO0010081235

WKN: -

Overview

2024/05/29 20:38:05

Price
0.692 EURDifference  -13.48% (-0.11)

General attributes

ISIN	NO0010081235
Symbol	NEL
Exchange	Stuttgart
Currency	EUR
Sector	Industry
Security type	Stock
Market cap (m)	1,078 EUR
Benchmark	NORWAY OSLO BORS ALL SHARE(TRG)

Market data

Bid (Bid size)	0.6814 EUR (15,000)
Ask (Ask size)	0.6868 EUR (15,000)
Open	0.7852 EUR
High	0.7852 EUR
Low	0.6682 EUR
Close (prev. day)	0.7998 EUR
VWAP	-
Volume (pcs)	544,701
Trading volume	387,131.26
Number of trades	91
Last size	17,900

Futures and Options






Related Futures	30
Related Options	-

5y



Information about previous performance does not guarantee future performance.
Source: FactSet

Recent research

on sector			
Date		Headline	Download
2024/05/29		Global Equity Ratings	
2024/05/29		Aktienempfehlungen Global	
2024/05/29		Aktienempfehlungen Österreich	
2024/05/24		Equity Weekly	
2024/05/17		Equity Weekly	

Details

2024/05/29 20:38:05

Price

0.692 EUR

Difference ▼ -13.48% (-0.11)

General attributes

ISIN	NO0010081235
Symbol	NEL
Exchange	Stuttgart
Currency	EUR
Sector	Industry
Security type	Stock
Market cap (m)	1,078 EUR
Benchmark	NORWAY OSLO BORS ALL SHARE(TRG)

Market data

Bid (Bid size)	0.6814 EUR (15,000)
Ask (Ask size)	0.6868 EUR (15,000)
Open	0.7852 EUR
High	0.7852 EUR
Low	0.6682 EUR
Close (prev. day)	0.7998 EUR
VWAP	-
Volume (pcs)	544,701
Trading volume	387,131.26
Number of trades	91
Last size	17,900

Performance and Risk

	6m	1y	3y
Perf (%)	+27.19%	-35.68%	-55.31%
Perf (abs.)	+0.17	-0.44	-0.99
Beta	0.67	1.31	1.25
Volatility	68.89	63.97	60.89

5y



Information about previous performance does not guarantee future performance.
Source: FactSet

Price data

Ø price 5 days Ø volume 5 days (pcs.)	0.645 EUR (345,758)
Ø price 30 days Ø volume 30 days (pcs.)	0.487 EUR (141,161)
Ø price 100 days Ø volume 100 days (pcs.)	0.460 EUR (115,315)
Ø price 250 days Ø volume 250 days (pcs.)	0.712 EUR (117,175)
YTD High date	0.801 EUR (2024/05/28)
YTD Low date	0.370 EUR (2024/02/26)
52 Weeks High date	1.257 EUR (2023/07/27)
52 Weeks Low date	0.370 EUR (2024/02/26)

Arbitrage views

Exchange ⊕	Date	Time	Price	Trading volume (mio.)	Number of trades
Tradegate	2024/05/29	21:24	0.6822 EUR	15.02	2,476
Stuttgart	2024/05/29	20:38	0.692 EUR	0.39	91
Munich	2024/05/29	21:00	0.6896 EUR	0.15	34
London Stock Exchange European Trade Reporting	2024/05/29	16:20	7.905 NOK	0.00	3
Hanover	2024/	14:29	0.6898 EUR	0.00	6

	05/29						
Hamburg	2024/ 05/29	17:27	0.6988	EUR	0.05		14
Frankfurt	2024/ 05/29	21:24	0.6852	EUR	1.78		236
First North Stockholm	2024/ 05/29	14:49	7.864	NOK	0.26		17
FINRA other OTC Issues	2024/ 05/29	20:52	0.7612	USD	0.01		13
Duesseldorf	2024/ 05/29	16:37	0.6864	EUR	0.03		6
Berlin	2024/ 05/29	20:34	0.6946	EUR	0.01		25

Company profile

Company Logo



Contact Details

NEL ASA

--

Telefon: -

Fax: -

E-mail: -

Company Profile

-

Members of Management Board

Jon André Løkke Chairman of Managing Board

Anders Søreng Member of Executive Committee

Caroline Duyckaerts Member of Executive Committee

Filip Smeets Member of Executive Committee

Hans H. Hide Member of Executive Committee

Jørn Rosenlund Member of Executive Committee

Kjell Christian Bjørnsen Member of Executive Committee

Robert Borin Member of Executive Committee

Stein Ove Erdal Member of Executive Committee

Board of directors

Ole Enger Chairman of Supervisory Board

Anna Charlotta Falvin Member of Supervisory Board

Arvid Moss Member of Supervisory Board

Beatriz Malo de Molina Member of Supervisory Board

Hanne Blume Member of Supervisory Board

Jens Bjørn Staff Member of Supervisory Board

Tom Røtjer Member of Supervisory Board