

SILVER ONE RESOURCES INC

ISIN: CA8280621092 WKN: -

Overview

2024/08/16 19:58:38

Price
0.1565 EURDifference  12.19% (0.02)

General attributes

ISIN	CA8280621092
Symbol	SVE
Exchange	Stuttgart
Currency	EUR
Sector	Energy / Commodities
Security type	Stock
Market cap (m)	43 EUR
Benchmark	S&P/TSX 60 INDEX

Market data

Bid (Bid size)	- (0)
Ask (Ask size)	- (0)
Open	0.142 EUR
High	0.1565 EUR
Low	0.1345 EUR
Close (prev. day)	0.1395 EUR
VWAP	-
Volume (pcs)	15,000
Trading volume	2,347.00
Number of trades	9
Last size	15,000

Futures and Options




Related Futures	-
Related Options	-

5y



Information about previous performance does not guarantee future performance.
Source: FactSet

Recent research

on sector			
Date		Headline	Download
2024/08/13		Aktienempfehlungen Österreich	
2024/08/12		Global Equity Ratings	
2024/08/12		Aktienempfehlungen Global	
2024/08/09		Equity Weekly	
2024/08/02		Equity Weekly	

Details

2024/08/16 19:58:38

Price
0.1565 EUR

Difference ▲ 12.19% (0.02)

General attributes

ISIN	CA8280621092
Symbol	SVE
Exchange	Stuttgart
Currency	EUR
Sector	Energy / Commodities
Security type	Stock
Market cap (m)	43 EUR
Benchmark	S&P/TSX 60 INDEX

Market data

Bid (Bid size)	- (0)
Ask (Ask size)	- (0)
Open	0.142 EUR
High	0.1565 EUR
Low	0.1345 EUR
Close (prev. day)	0.1395 EUR
VWAP	-
Volume (pcs)	15,000
Trading volume	2,347.00
Number of trades	9
Last size	15,000

Performance and Risk

	6m	1y	3y
Perf (%)	+67.92%	-16.31%	-53.42%
Perf (abs.)	+0.06	-0.03	-0.18
Beta	2.67	1.86	1.60
Volatility	107.31	101.28	90.03

5y



Information about previous performance does not guarantee future performance.
Source: FactSet

Price data

Ø price 5 days Ø volume 5 days (pcs.)	0.1374 EUR (3,000)
Ø price 30 days Ø volume 30 days (pcs.)	0.1555 EUR (6,852)
Ø price 100 days Ø volume 100 days (pcs.)	0.1750 EUR (6,718)
Ø price 250 days Ø volume 250 days (pcs.)	0.1477 EUR (4,058)
YTD High date	0.2550 EUR (2024/04/09)
YTD Low date	0.0854 EUR (2024/03/01)
52 Weeks High date	0.2550 EUR (2024/04/09)
52 Weeks Low date	0.0854 EUR (2024/03/01)

Arbitrage views

Exchange ⊕	Date	Time	Price	Trading volume (mio.)	Number of trades
Tradegate	2024/08/16	22:02	0.1545 EUR	0.00	1
TSX Venture Exchange	2024/08/16	21:35	0.24 CAD	0.01	12
Stuttgart	2024/08/16	19:58	0.1565 EUR	0.00	9
Munich	2024/08/16	08:00	0.1365 EUR	0.00	2
London Stock	2024/04/16	16:14	0.345 CAD	0.01	1

Exchange	08					
Frankfurt	2024/08/ 16	10:21	0.15 EUR	0.00		1
FINRA other OTC Issues	2024/08/ 16	21:56	0.1698 USD	0.06		85
Duesseldorf	2024/08/ 16	08:10	0.136 EUR	0.00		2
Berlin	2024/08/ 16	20:48	0.154 EUR	0.00		22

Company profile

Company Logo



Company Profile

-

Contact Details

SILVER ONE RESOURCES

--

Telefon: -

Fax: -

E-mail: -