

SILVER ONE RESOURCES INC

ISIN: CA8280621092 WKN: -

Overview

2024/07/26 14:44:29

Price
0.1505 EURDifference  -1.63% (-0.00)

General attributes

ISIN CA8280621092
 Symbol SVE
 Exchange Stuttgart
 Currency EUR
 Sector Energy / Commodities
 Security type Stock
 Market cap (m) 42 EUR
 Benchmark S&P/TSX 60 INDEX

Market data

Bid (Bid size) - (0)
 Ask (Ask size) - (0)
 Open 0.1505 EUR
 High 0.1505 EUR
 Low 0.1505 EUR
 Close (prev. day) 0.153 EUR
 VWAP -
 Volume (pcs) 0
 Trading volume 0.00
 Number of trades 5
 Last size 0

Futures and Options









Related Futures -
 Related Options -

5y



Information about previous performance does not guarantee future performance.
 Source: FactSet

Recent research

on sector		
Date	Headline	Download
2024/07/26	 Equity Weekly	
2024/07/24	 Global Equity Ratings	
2024/07/24	 Aktienempfehlungen Global	
2024/07/15	 Aktienempfehlungen Global	
2024/07/12	 Equity Weekly	

Details

2024/07/26 14:44:29

Price
0.1505 EUR

Difference ▼ -1.63% (-0.00)

General attributes

ISIN	CA8280621092
Symbol	SVE
Exchange	Stuttgart
Currency	EUR
Sector	Energy / Commodities
Security type	Stock
Market cap (m)	42 EUR
Benchmark	S&P/TSX 60 INDEX

Market data

Bid (Bid size)	- (0)
Ask (Ask size)	- (0)
Open	0.1505 EUR
High	0.1505 EUR
Low	0.1505 EUR
Close (prev. day)	0.153 EUR
VWAP	-
Volume (pcs)	0
Trading volume	0.00
Number of trades	5
Last size	0

Performance and Risk

	6m	1y	3y
Perf (%)	+51.41%	-41.89%	-55.47%
Perf (abs.)	+0.05	-0.11	-0.19
Beta	2.10	1.78	1.54
Volatility	102.99	98.94	88.80

5y



Information about previous performance does not guarantee future performance.
Source: FactSet

Price data

Ø price 5 days Ø volume 5 days (pcs.)	0.1542 EUR (0)
Ø price 30 days Ø volume 30 days (pcs.)	0.1678 EUR (4,159)
Ø price 100 days Ø volume 100 days (pcs.)	0.1721 EUR (5,827)
Ø price 250 days Ø volume 250 days (pcs.)	0.1510 EUR (3,603)
YTD High date	0.2550 EUR (2024/04/09)
YTD Low date	0.0854 EUR (2024/03/01)
52 Weeks High date	0.2580 EUR (2023/07/27)
52 Weeks Low date	0.0854 EUR (2024/03/01)

All listings for SILVER ONE RESOURCES INC

Exchange	Date	Time	Price	Trading volume (mio.)	Number of trades
Tradegate	2024/07/26	22:02	0.161 EUR	0.00	1
TSX Venture Exchange	2024/07/26	18:31	0.235 CAD	0.00	7
Stuttgart	2024/07/26	14:44	0.1505 EUR	0.00	5
Munich	2024/07/26	08:00	0.1505 EUR	0.00	1
London Stock	2024/04/	16:14	0.345 CAD	0.01	1

Exchange	08					
Frankfurt	2024/07/ 26	08:10	0.151 EUR	0.00		2
FINRA other OTC Issues	2024/07/ 26	21:55	0.178 USD	0.00		15
Duesseldorf	2024/07/ 26	08:11	0.15 EUR	0.00		1
Berlin	2024/07/ 26	20:48	0.161 EUR	0.00		20

Company profile

Company Logo



Company Profile

-

Contact Details

SILVER ONE RESOURCES

--

Telefon: -

Fax: -

E-mail: -