

## KORE MINING LTD.

ISIN: CA50067K1003 WKN: -

## Overview

2024/07/26 08:04:24

Price  
0.02 EURDifference  -4.76% (-0.00)

## General attributes

ISIN	CA50067K1003
Symbol	KORE
Exchange	Stuttgart
Currency	EUR
Sector	Energy / Commodities
Security type	Stock
Market cap (m)	5 EUR
Benchmark	S&P/TSX 60 INDEX

## Market data

Bid (Bid size)	- (0)
Ask (Ask size)	- (0)
Open	0.02 EUR
High	0.02 EUR
Low	0.02 EUR
Close (prev. day)	0.021 EUR
VWAP	-
Volume (pcs)	0
Trading volume	0.00
Number of trades	3
Last size	0

## Futures and Options










Related Futures	-
Related Options	-

5y



Information about previous performance does not guarantee future performance.  
Source: FactSet

## Recent research

on sector			
Date		Headline	Download
2024/07/26		Equity Weekly	
2024/07/24		Global Equity Ratings	
2024/07/24		Aktienempfehlungen Global	
2024/07/15		Aktienempfehlungen Global	
2024/07/12		Equity Weekly	

## Details

2024/07/26 08:04:24

Price  
0.02 EURDifference ▼ -4.76% (-0.00)

## General attributes

ISIN	CA50067K1003
Symbol	KORE
Exchange	Stuttgart
Currency	EUR
Sector	Energy / Commodities
Security type	Stock
Market cap (m)	5 EUR
Benchmark	S&P/TSX 60 INDEX

## Market data

Bid (Bid size)	- (0)
Ask (Ask size)	- (0)
Open	0.02 EUR
High	0.02 EUR
Low	0.02 EUR
Close (prev. day)	0.021 EUR
VWAP	-
Volume (pcs)	0
Trading volume	0.00
Number of trades	3
Last size	0

## Performance and Risk

	6m	1y	3y
Perf (%)	-36.51%	-36.51%	-91.90%
Perf (abs.)	-0.01	-0.01	-0.23
Beta	-1.37	-0.23	0.71
Volatility	149.63	162.77	185.83

5y



Information about previous performance does not guarantee future performance.  
Source: FactSet

## Price data

Ø price 5 days   Ø volume 5 days (pcs.)	0.02 EUR (400)
Ø price 30 days   Ø volume 30 days (pcs.)	0.02 EUR (1,242)
Ø price 100 days   Ø volume 100 days (pcs.)	0.03 EUR (2,263)
Ø price 250 days   Ø volume 250 days (pcs.)	0.03 EUR (5,427)
YTD High   date	0.04 EUR (2024/01/18)
YTD Low   date	0.02 EUR (2024/07/02)
52 Weeks High   date	0.06 EUR (2023/09/04)
52 Weeks Low   date	0.02 EUR (2024/07/02)

## All listings for KORE MINING LTD.

Exchange	Date	Time	Price	Trading volume (mio.)	Number of trades
Tradegate	2024/07/26	22:02	0.0255 EUR	0.00	1
TSX Venture Exchange	2024/07/26	19:17	0.035 CAD	0.00	1
Stuttgart	2024/07/26	08:04	0.02 EUR	0.00	3
Munich	2024/07/26	08:02	0.0305 EUR	0.00	1
Frankfurt	2024/07/26	08:10	0.014 EUR	0.00	2

	26						
FINRA other OTC Issues	2024/07/ 26	19:17	0.0247	USD	0.00		1
Duesseldorf	2024/07/ 26	08:11	0.0155	EUR	0.00		3
Berlin	2024/07/ 26	08:08	0.018	EUR	0.00		1

## Company profile

### Company Logo



### Contact Details

KORE MINING LTD.

--

----

Telefon: -

Fax: -

E-mail: -

### Company Profile

-

#### Members of Management Board

Scott Trebilcock Chairman of Managing Board

James Hynes Member of Executive Committee

Jessica Van Den Akker Member of Executive Committee

Liz Monger Member of Executive Committee

Marc Leduc Member of Executive Committee

Michael Tucker Member of Executive Committee

#### Board of directors

Barry Brandon Member of Supervisory Board

James Henning Member of Supervisory Board

Jay Sujir Member of Supervisory Board

Robert MacDonald Member of Supervisory Board

Scott Trebilcock Member of Supervisory Board