

ACCURAY INC.

ISIN: **US0043971052**

WKN: **004397105**

Overview

2024/09/13 08:01:23

Price
1.88 EUR

Difference  6.82% (0.12)

General attributes

ISIN	US0043971052
Symbol	ARAY
Exchange	Frankfurt
Currency	EUR
Sector	Chemical / Pharmaceutical / Health
Security type	Stock
Market cap (m)	196 EUR
Benchmark	S&P 500

Market data

Bid (Bid size)	-
Ask (Ask size)	-
Open	1.88 EUR
High	1.88 EUR
Low	1.88 EUR
Close (prev. day)	1.76 EUR
VWAP	1.81 EUR
Volume (pcs)	0
Trading volume	0.00
Number of trades	2
Last size	0

Futures and Options




Related Futures	-
Related Options	-

5y



Information about previous performance does not guarantee future performance.
Source: FactSet

Recent research

on sector		on market	
Date		Headline	Download
2024/09/13		Equity Weekly	
2024/09/11		Global Equity Ratings	
2024/09/11		Aktienempfehlungen Global	
2024/09/09		Aktienempfehlungen Österreich	
2024/09/05		Global Equity Ratings	

Details

2024/09/13 08:01:23

Price

1.88 EUR

Difference ▲ 6.82% (0.12)

General attributes

ISIN	US0043971052
Symbol	ARAY
Exchange	Frankfurt
Currency	EUR
Sector	Chemical / Pharmaceutical / Health
Security type	Stock
Market cap (m)	196 EUR
Benchmark	S&P 500

Market data

Bid (Bid size)	-
Ask (Ask size)	-
Open	1.88 EUR
High	1.88 EUR
Low	1.88 EUR
Close (prev. day)	1.76 EUR
VWAP	1.81 EUR
Volume (pcs)	0
Trading volume	0.00
Number of trades	2
Last size	0

Performance and Risk

	6m	1y	3y
Perf (%)	-22.95%	-25.40%	-40.13%
Perf (abs.)	-0.56	-0.64	-1.26
Beta	-	-	-
Volatility	86.43	70.86	63.06

5y



Information about previous performance does not guarantee future performance.
Source: FactSet

Price data

Ø price 5 days Ø volume 5 days (pcs.)	1.79 EUR (0)
Ø price 30 days Ø volume 30 days (pcs.)	1.77 EUR (160)
Ø price 100 days Ø volume 100 days (pcs.)	1.66 EUR (115)
Ø price 250 days Ø volume 250 days (pcs.)	2.12 EUR (60)
YTD High date	2.66 EUR (2024/01/23)
YTD Low date	1.27 EUR (2024/08/13)
52 Weeks High date	2.88 EUR (2023/10/06)
52 Weeks Low date	1.27 EUR (2024/08/13)

All listings for ACCURAY INC.

Exchange	Date	Time	Price	Trading volume (mio.)	Number of trades
Tradegate	2024/09/13	22:26	1.98 EUR	0.00	1
Stuttgart	2024/09/13	20:07	1.93 EUR	0.00	6
Nasdaq	2024/09/13	22:00	2.19 USD	1.17	3,119
Munich	2024/09/13	08:03	1.89 EUR	0.00	2
London Stock	2023/08/	15:30	2.82 USD	0.00	1

Exchange	23					
Frankfurt	2024/09/ 13	08:01	1.88	EUR	0.00	2
Duesseldorf	2024/09/ 13	19:30	1.94	EUR	0.00	7
Berlin	2024/09/ 13	08:08	1.89	EUR	0.00	1

Company profile

Company Logo

ACCURAY

Company Profile

Contact Details

ACCURAY

--

Chesapeake Terrace 1310 94089
Sunnyvale, CA

Telefon: +1.408.716.4600

Fax: +1.408.716.4601

E-mail: investorrelations@accuray.com