

SILVER ONE RESOURCES INC

ISIN: CA8280621092 WKN: -

Overview

2024/07/26 08:10:21

Price

0.151 EUR

Difference  -0.66% (-0.00)

General attributes

ISIN	CA8280621092
Symbol	SVE
Exchange	Frankfurt
Currency	EUR
Sector	Energy / Commodities
Security type	Stock
Market cap (m)	42 EUR
Benchmark	S&P/TSX 60 INDEX

Market data

Bid (Bid size)	-
Ask (Ask size)	-
Open	0.151 EUR
High	0.151 EUR
Low	0.151 EUR
Close (prev. day)	0.152 EUR
VWAP	0.159 EUR
Volume (pcs)	0
Trading volume	0.00
Number of trades	2
Last size	0

Futures and Options

Related Futures	-
Related Options	-










5y



Information about previous performance does not guarantee future performance.

Source: FactSet

Recent research

on sector	Date	Headline	Download
	2024/07/26	 Equity Weekly	
	2024/07/24	 Global Equity Ratings	
	2024/07/24	 Aktienempfehlungen Global	
	2024/07/15	 Aktienempfehlungen Global	
	2024/07/12	 Equity Weekly	

Details

2024/07/26 08:10:21

Price

0.151 EUR

Difference 📉 -0.66% (-0.00)

General attributes

ISIN	CA8280621092
Symbol	SVE
Exchange	Frankfurt
Currency	EUR
Sector	Energy / Commodities
Security type	Stock
Market cap (m)	42 EUR
Benchmark	S&P/TSX 60 INDEX

Market data

Bid (Bid size)	-
Ask (Ask size)	-
Open	0.151 EUR
High	0.151 EUR
Low	0.151 EUR
Close (prev. day)	0.152 EUR
VWAP	0.159 EUR
Volume (pcs)	0
Trading volume	0.00
Number of trades	2
Last size	0

Performance and Risk

	6m	1y	3y
Perf (%)	+51.00%	-34.91%	-58.63%
Perf (abs.)	+0.05	-0.08	-0.21
Beta	2.10	1.78	1.54
Volatility	151.22	125.55	112.00

5y



Information about previous performance does not guarantee future performance.
Source: FactSet

Price data

Ø price 5 days Ø volume 5 days (pcs.)	0.151 EUR (0)
Ø price 30 days Ø volume 30 days (pcs.)	0.165 EUR (437)
Ø price 100 days Ø volume 100 days (pcs.)	0.173 EUR (2,905)
Ø price 250 days Ø volume 250 days (pcs.)	0.150 EUR (2,130)
YTD High date	0.275 EUR (2024/04/09)
YTD Low date	0.078 EUR (2024/03/01)
52 Weeks High date	0.275 EUR (2024/04/09)
52 Weeks Low date	0.078 EUR (2024/03/01)

All listings for SILVER ONE RESOURCES INC

Exchange 📍	Date	Time	Price	Trading volume (mio.)	Number of trades
Tradegate	2024/07/26	22:02	0.161 EUR	0.00	1
TSX Venture Exchange	2024/07/26	18:31	0.235 CAD	0.00	7
Stuttgart	2024/07/26	14:44	0.1505 EUR	0.00	5
Munich	2024/07/26	08:00	0.1505 EUR	0.00	1
London Stock	2024/04/	16:14	0.345 CAD	0.01	1

Exchange	08					
Frankfurt	2024/07/26	08:10	0.151 EUR	0.00		2
FINRA other OTC Issues	2024/07/26	21:55	0.178 USD	0.00		15
Duesseldorf	2024/07/26	08:11	0.15 EUR	0.00		1
Berlin	2024/07/26	20:48	0.161 EUR	0.00		20

Company profile

Company Logo



Company Profile

-

Contact Details

SILVER ONE RESOURCES

--

Telefon: -

Fax: -

E-mail: -